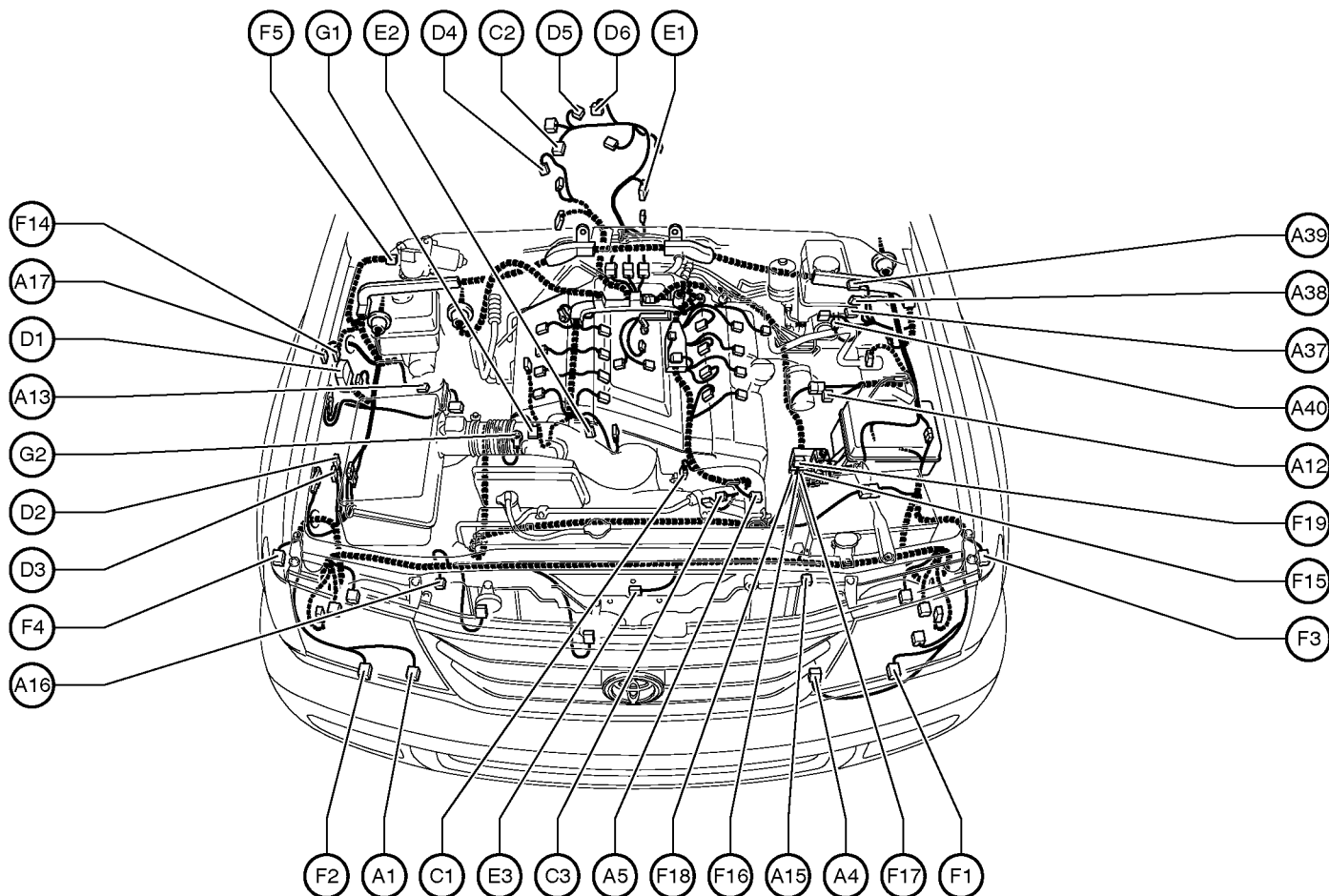


G ELECTRICAL WIRING ROUTING

Position of Parts in Engine Compartment



A 1 A/C Ambient Temp. Sensor

A 4 Pressure SW

A 5 A/C Lock Sensor

A/C Magnetic Clutch

A12 ABS Speed Sensor Front LH

A13 ABS Speed Sensor Front RH

A15 Airbag Sensor Front LH

A16 Airbag Sensor Front RH

A17 Auto Antenna Motor

A37 ABS & BA & TRAC & VSC Actuator

A38 ABS & BA & TRAC & VSC Actuator

A39 ABS & BA & TRAC & VSC Actuator

A40 ABS & BA & TRAC & VSC Actuator

C 1 Camshaft Position Sensor

C 2 Center Diff. Lock Control Motor

C 3 Crankshaft Position Sensor

D 1 Data Link Connector 1

D 2 Daytime Running Light Relay No.3

D 3 Daytime Running Light Relay No.3

D 4 Detection SW (Center Diff. Lock)

D 5 Detection SW (Transfer L Position)

D 6 Detection SW (Transfer Neutral Position)

E 1 Electronically Controlled Transmission Solenoid

E 2 Engine Coolant Temp. Sensor

E 3 Engine Hood Courtesy SW

F 1 Front Fog Light LH

F 2 Front Fog Light RH

F 3 Front Turn Signal Light LH

Side Marker Light LH

F 4 Front Turn Signal Light RH

Side Marker Light RH

F 5 Front Wiper Motor

F 14 Fuel Pump Resistor

F 15 Fusible Link Block

F 16 Fusible Link Block

F 17 Fusible Link Block

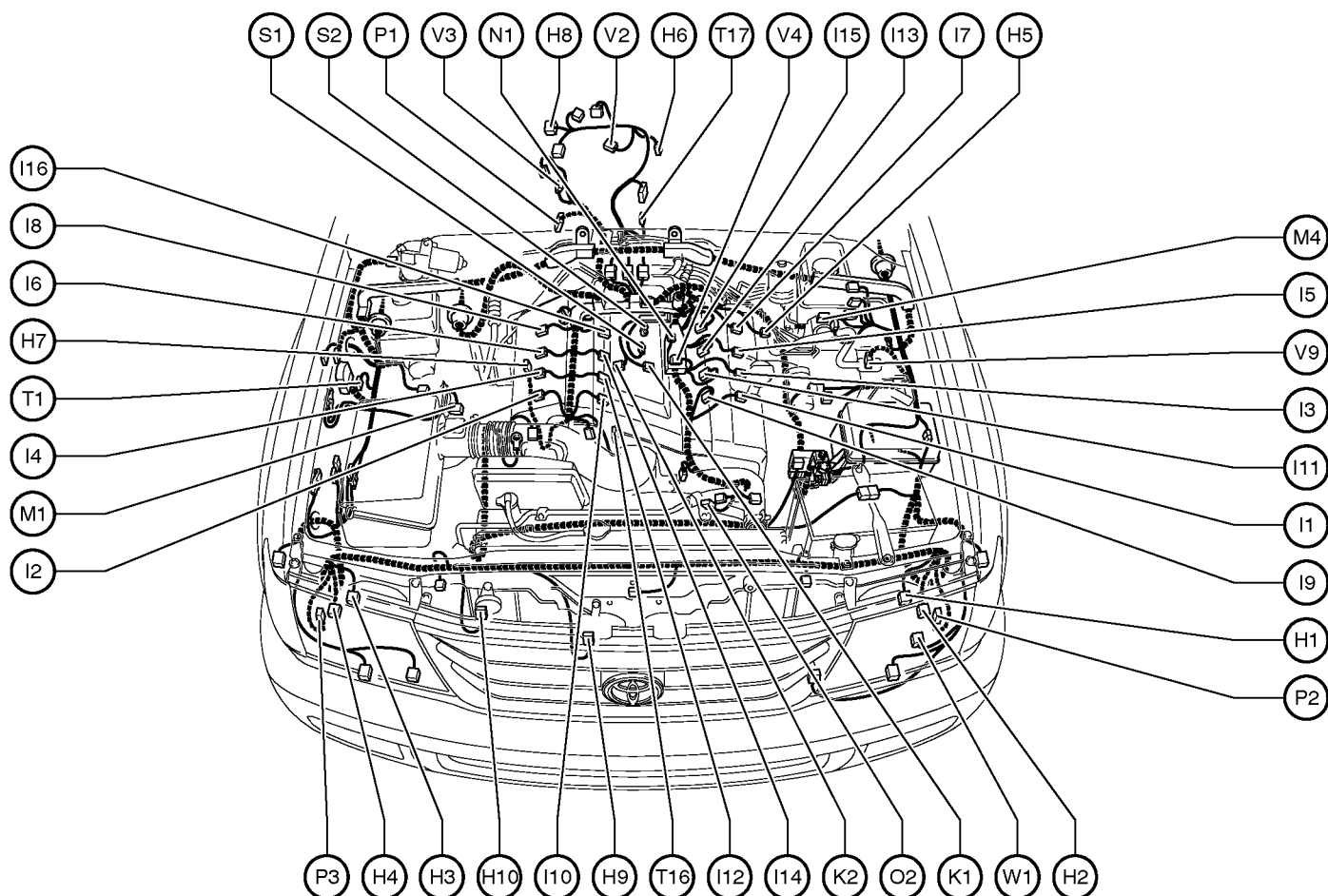
F 18 Fusible Link Block

F 19 Fusible Link Block

G 1 Generator

G 2 Generator

Position of Parts in Engine Compartment



H 1 Headlight LH (High)
 H 2 Headlight LH (Low)
 H 3 Headlight RH (High)
 H 4 Headlight RH (Low)
 H 5 Heated Oxygen Sensor (Bank 1 Sensor 1)
 H 6 Heated Oxygen Sensor (Bank 1 Sensor 2)
 H 7 Heated Oxygen Sensor (Bank 2 Sensor 1)
 H 8 Heated Oxygen Sensor (Bank 2 Sensor 2)
 H 9 Horn LH
 H10 Horn RH

I 1 Ignition Coil and Igniter No.1
 I 2 Ignition Coil and Igniter No.2
 I 3 Ignition Coil and Igniter No.3
 I 4 Ignition Coil and Igniter No.4
 I 5 Ignition Coil and Igniter No.5
 I 6 Ignition Coil and Igniter No.6
 I 7 Ignition Coil and Igniter No.7
 I 8 Ignition Coil and Igniter No.8
 I 9 Injector No.1
 I 10 Injector No.2
 I 11 Injector No.3
 I 12 Injector No.4
 I 13 Injector No.5
 I 14 Injector No.6
 I 15 Injector No.7
 I 16 Injector No.8

K 1 Knock Sensor (Bank 1)
 K 2 Knock Sensor (Bank 2)

M 1 Mass Air Flow Meter
 M 4 Master Cylinder Pressure Sensor

N 1 Noise Filter (Ignition)

O 2 Oil Pressure Sender

P 1 Park/Neutral Position SW

P 2 Parking Light LH

P 3 Parking Light RH

S 1 Starter

S 2 Starter

T 1 Theft Deterrent Horn

T 16 Throttle Control Motor and Sensor

T 17 Turbine Speed Sensor

V 2 Vehicle Speed Sensor (Combination Meter)

V 3 Vehicle Speed Sensor
(Electronically Controlled Transmission)

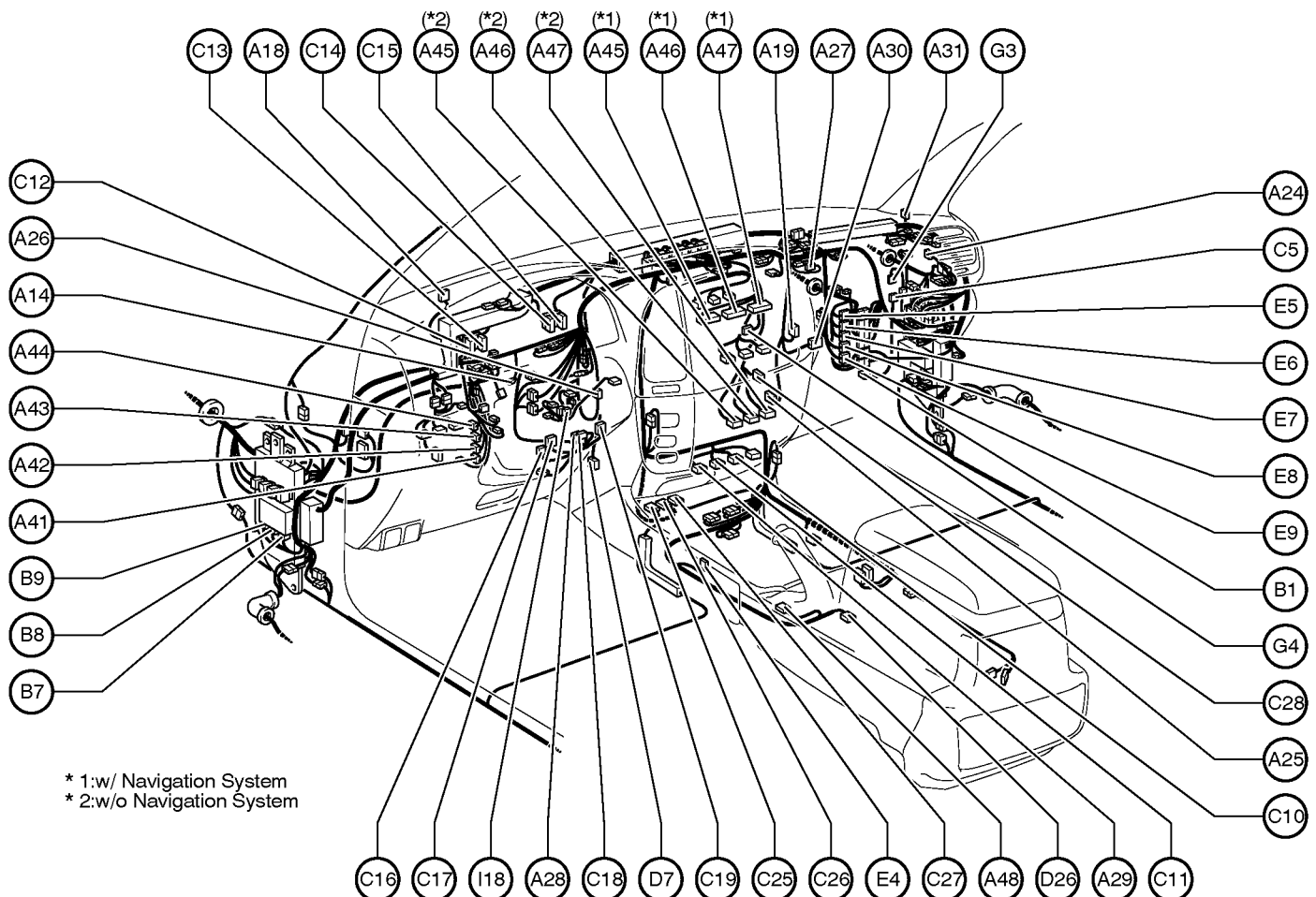
V 4 VSV (EVAP)

V 9 VSV (Canister Closed Valve)

W 1 Washer Motor

G ELECTRICAL WIRING ROUTING

Position of Parts in Instrument Panel



A 14 Accel Position Sensor
A 18 A/C Solar Sensor
A 19 A/C Thermistor
A 24 Air Inlet Control Servo Motor
A 25 Air Mix Control Servo Motor
A 26 Air Vent Mode Control Servo Motor
A 27 Airbag Squib (Front Passenger Airbag Assembly)
A 28 Airbag Squib (Steering Wheel Pad)
A 29 Ashtray Illumination
A 30 Auto Antenna Control Relay
A 31 Automatic Light Control Sensor
A 41 ABS & BA & TRAC & VSC ECU
A 42 ABS & BA & TRAC & VSC ECU
A 43 ABS & BA & TRAC & VSC ECU
A 44 ABS & BA & TRAC & VSC ECU
A 45 A/C Control Assembly
A 46 A/C Control Assembly
A 47 A/C Control Assembly
A 48 A/T Shift Lever Illumination
Shift Lock Control ECU

B 1 Blower Motor Controller
B 7 Body ECU
B 8 Body ECU
B 9 Body ECU

C 5 Center Diff. Lock Control Relay
C 10 Cigarette Lighter
C 11 Cigarette Lighter Illumination
C 12 Combination Meter
C 13 Combination Meter
C 14 Combination Meter
C 15 Combination Meter
C 16 Combination SW
C 17 Combination SW
C 18 Combination SW
C 19 Combination SW
C 25 Center Airbag Sensor Assembly
C 26 Center Airbag Sensor Assembly
C 27 Center Airbag Sensor Assembly
C 28 Center Cluster Integration Panel

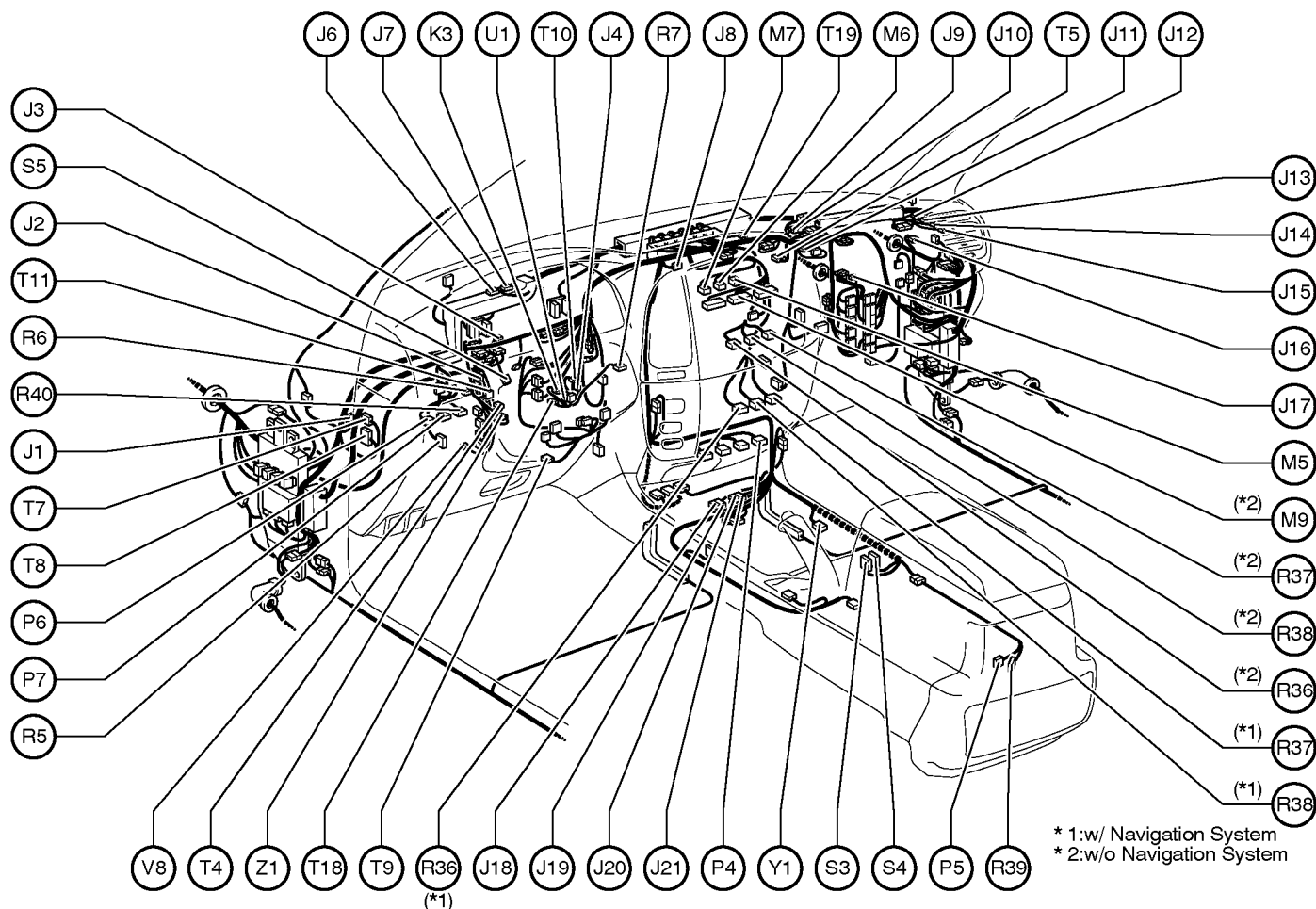
D 7 Data Link Connector 3
D 26 DVD Automatic Changer

E 4 Electronically Controlled Transmission Pattern
Select SW
E 5 Engine Control Module
E 6 Engine Control Module
E 7 Engine Control Module
E 8 Engine Control Module
E 9 Engine Control Module

G 3 Glove Box Light
G 4 Gateway ECU

I 18 Ignition SW

Position of Parts in Instrument Panel



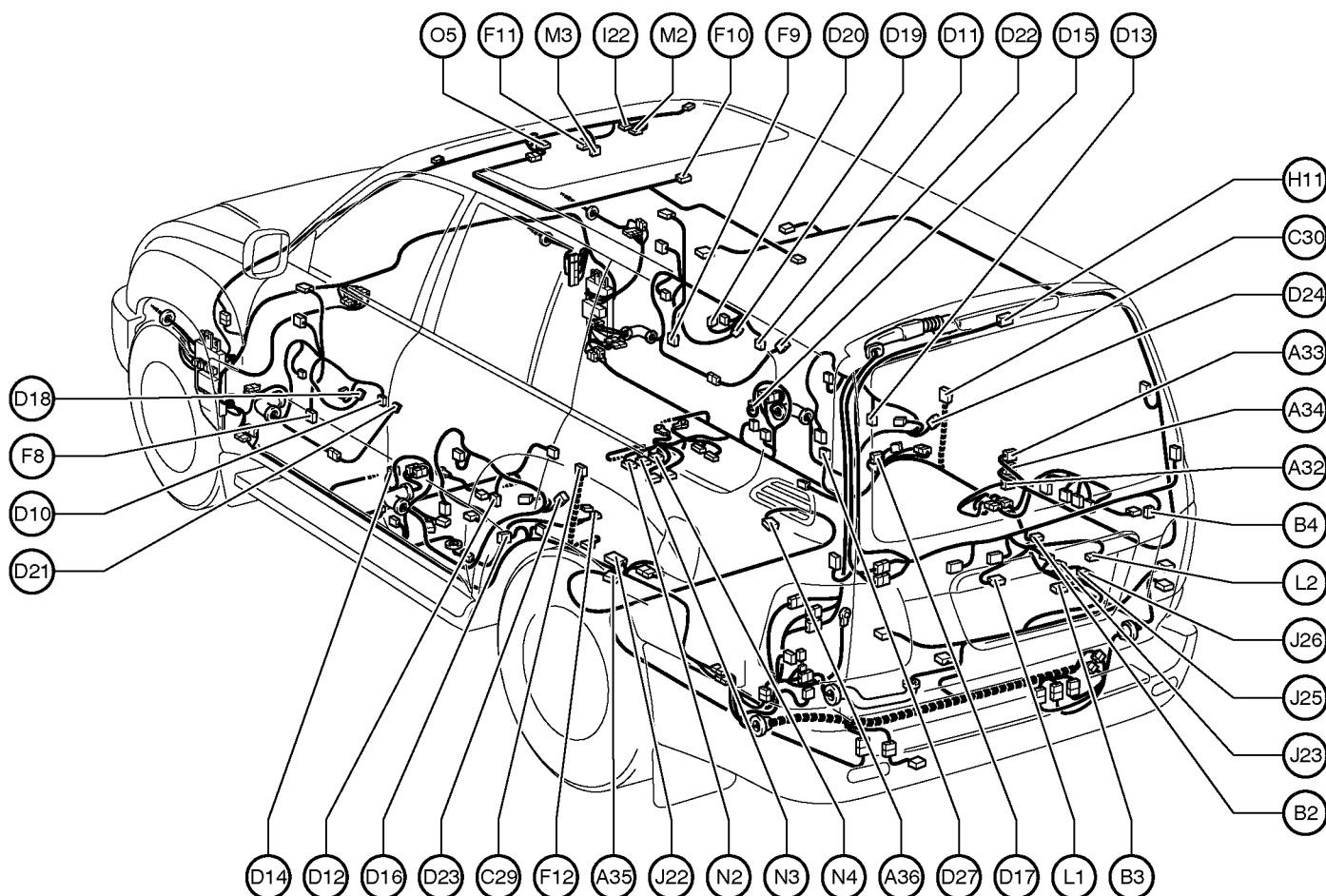
* 1:w/ Navigation System
* 2:w/o Navigation System

- J 1 Junction Connector
- J 2 Junction Connector
- J 3 Junction Connector
- J 4 Junction Connector
- J 6 Junction Connector
- J 7 Junction Connector
- J 8 Junction Connector
- J 9 Junction Connector
- J 10 Junction Connector
- J 11 Junction Connector
- J 12 Junction Connector
- J 13 Junction Connector
- J 14 Junction Connector
- J 15 Junction Connector
- J 16 Junction Connector
- J 17 Junction Connector
- J 18 Junction Connector
- J 19 Junction Connector
- J 20 Junction Connector
- J 21 Junction Connector
- K 3 Key Interlock Solenoid
- M 5 Multi-Display
- M 6 Multi-Display
- M 7 Multi-Display
- M 9 Multi-Display
- P 4 Power Outlet (Front)
- P 5 Power Outlet (Rear Console Box)
- P 6 Power Quarter Window SW LH
- P 7 Power Quarter Window SW RH

- R 5 Remote Control Mirror SW
- R 6 Rheostat
- R 7 Room Temp. Sensor (Front)
- R36 Radio and Player
- R37 Radio and Player
- R38 Radio and Player
- R39 Rear Seat Audio Controller
- R40 Roll Sensing of Curtain Shield Airbags Cutoff SW
- S 3 Seat Heater SW (Driver's Seat)
- S 4 Seat Heater SW (Front Passenger's Seat)
- S 5 Stop Light SW
- T 4 Telescopic Motor
- T 5 Theft Deterrent ECU
- T 7 Tilt and Telescopic ECU
- T 8 Tilt and Telescopic ECU
- T 9 Tilt Motor
- T 10 Ignition Key Cylinder Light
Transponder Key Amplifier
- T 11 Turn Signal Flasher
- T 18 Towing Brake Controller
- T 19 Transponder Key Computer
- U 1 Unlock Warning SW
- V 8 VSC Warning Buzzer
- Y 1 Yaw Rate Sensor
- Z 1 Option Connector (Glass Breakage Sensor)

G ELECTRICAL WIRING ROUTING

Position of Parts in Body



A32 A/C Amplifier (Rear)
 A33 A/C Amplifier (Rear)
 A34 A/C Amplifier (Rear)
 A35 ABS Speed Sensor Rear LH
 A36 ABS Speed Sensor Rear RH

B 2 Back Door Courtesy SW
 B 3 Back Door Key Lock and Unlock SW
 B 4 Back Door Lock Motor
 Back Door Unlock Detection SW

C29 Curtain Shield Airbag Squib LH
 C30 Curtain Shield Airbag Squib RH

D10 Door Courtesy Light Front LH
 D11 Door Courtesy Light Front RH
 D12 Door Courtesy Light Rear LH
 D13 Door Courtesy Light Rear RH
 D14 Door Courtesy SW Front LH
 D15 Door Courtesy SW Front RH
 D16 Door Courtesy SW Rear LH
 D17 Door Courtesy SW Rear RH
 D18 Door Key Lock and Unlock SW LH
 D19 Door Key Lock and Unlock SW RH
 D20 Door Lock Control SW RH
 D21 Door Lock Motor Front LH
 Door Unlock Detection SW Front LH
 D22 Door Lock Motor Front RH
 Door Unlock Detection SW Front RH
 D23 Door Lock Motor Rear LH
 Door Unlock Detection SW Rear LH
 D24 Door Lock Motor Rear RH
 Door Unlock Detection SW Rear RH
 D27 Door Control Receiver

F 8 Front Door Speaker LH
 F 9 Front Door Speaker RH
 F10 Front Interior Light
 Rear Personal Light
 F11 Front Personal Light
 F12 Fuel Pump
 Fuel Sender

H11 High Mounted Stop Light

I 22 Inner Mirror

J22 Junction Connector
 J23 Junction Connector
 J25 Junction Connector
 J26 Junction Connector

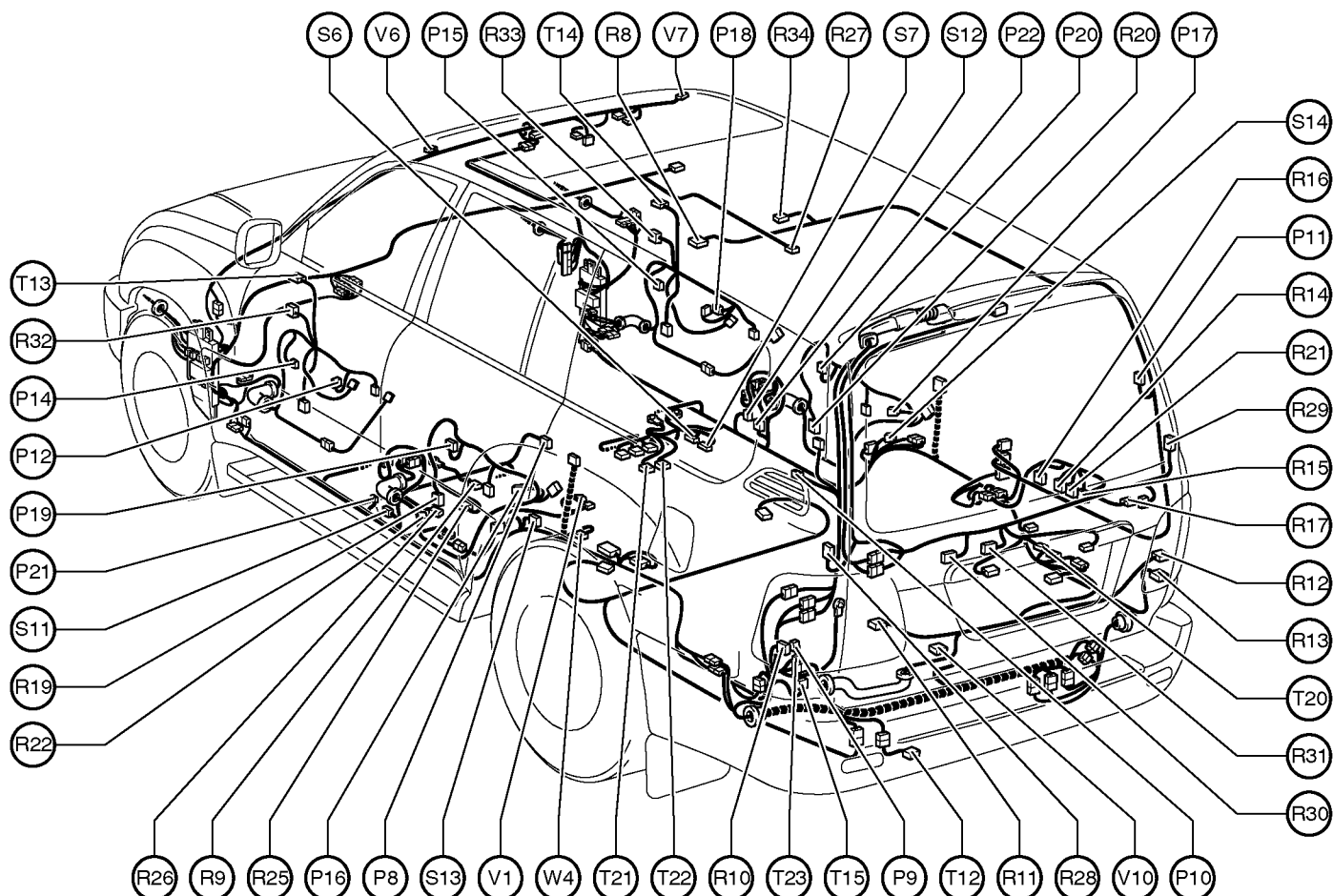
L 1 License Plate Light LH
 L 2 License Plate Light RH

M 2 Moon Roof Control ECU
 M 3 Moon Roof Control SW

N 2 Navigation ECU
 N 3 Navigation ECU
 N 4 Navigation ECU

O 5 Overhead J/B

Position of Parts in Body



P 8 Parking Brake SW
 P 9 Power Outlet (Luggage Compartment)
 P10 Power Vent Window Motor LH
 P 11 Power Vent Window Motor RH
 P12 Power Window Master SW
 P14 Power Window Motor Front LH
 P15 Power Window Motor Front RH
 P16 Power Window Motor Rear LH
 P17 Power Window Motor Rear RH
 P18 Power Window Control SW Front RH
 P19 Power Window Control SW Rear LH
 P20 Power Window Control SW Rear RH
 P21 Pretensioner LH
 P22 Pretensioner RH

R 8 Rear A/C Control SW
 R 9 Rear Air Mix Control Servo Motor
 R10 Rear Combination Light LH
 R11 Rear Combination Light LH
 R12 Rear Combination Light RH
 R13 Rear Combination Light RH
 R14 Rear Cooler Blower Motor
 R15 Rear Cooler Magnetic Valve
 R16 Rear Cooler Power Transistor
 R17 Rear Cooler Relay
 R19 Rear Door Speaker LH
 R20 Rear Door Speaker RH
 R21 Rear Evaporator Temp. Sensor
 R22 Rear Heater Blower Motor
 R25 Rear Heater Power Transistor
 R26 Rear Inlet Air Temp. Sensor

R27 Rear Interior Light
 R28 Rear Window Defogger
 R29 Rear Window Defogger
 R30 Rear Wiper Motor
 R31 Rear Wiper Relay
 R32 Remote Control Mirror LH
 R33 Remote Control Mirror RH
 R34 Room Temp. Sensor (Rear)

S 6 Stereo Component Amplifier
 S 7 Stereo Component Amplifier
 S11 Side Airbag Sensor Front LH
 S12 Side Airbag Sensor Front RH
 S13 Side Airbag Sensor Rear LH
 S14 Side Airbag Sensor Rear RH

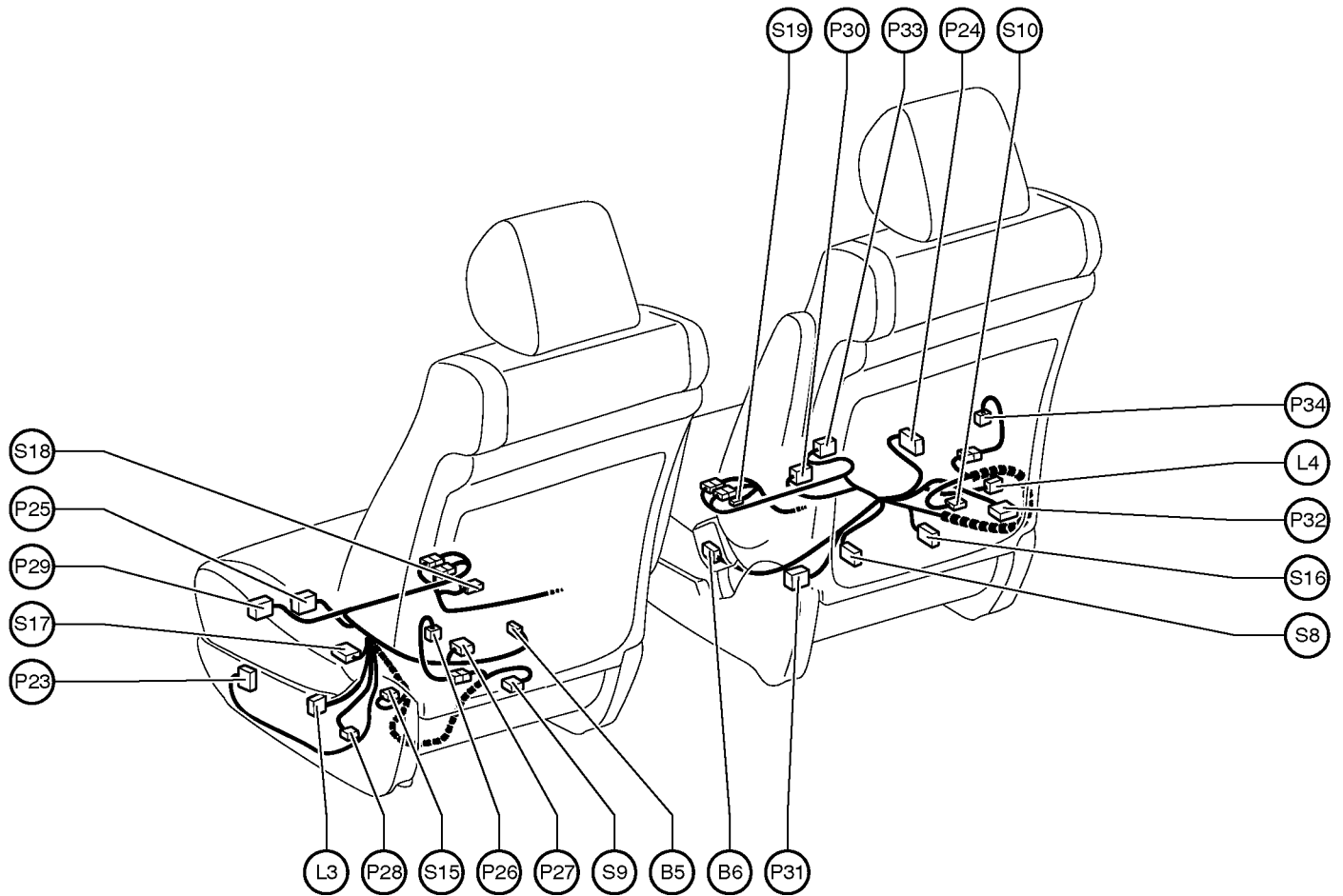
T12 Trailer Socket
 T13 Tweeter LH
 T14 Tweeter RH
 T15 Towing Converter Relay
 T20 Television Camera
 T21 Television Camera ECU
 T22 Television Camera ECU
 T23 Towing Hitch Relay

V 1 Vapor Pressure Sensor
 V 6 Vanity Light LH
 V 7 Vanity Light RH
 V10 VSV (Pressure Switching Valve)

W 4 Woofer (Speaker)

G ELECTRICAL WIRING ROUTING

Position of Parts in Seat



B 5 Buckle SW LH
B 6 Buckle SW RH

L 3 Lumbar Support Control SW (Driver's Seat)
L 4 Lumbar Support Control SW (Front Passenger's Seat)

P23 Power Seat Control SW (Driver's Seat)
P24 Power Seat Control SW (Front Passenger's Seat)
P25 Power Seat Motor (Driver's Seat Front Vertical Control)
P26 Power Seat Motor
(Driver's Seat Lumbar Support Control)
P27 Power Seat Motor (Driver's Seat Rear Vertical Control)
P28 Power Seat Motor (Driver's Seat Reclining Control)
P29 Power Seat Motor (Driver's Seat Slide Control)
P30 Power Seat Motor
(Front Passenger's Seat Front Vertical Control)
P31 Power Seat Motor
(Front Passenger's Seat Rear Vertical Control)
P32 Power Seat Motor
(Front Passenger's Seat Reclining Control)
P33 Power Seat Motor
(Front Passenger's Seat Slide Control)
P34 Power Seat Motor
(Front Passenger's Seat Lumbar Support Control)

S 8 Seat Belt Warning Occupant Detection Sensor
S 9 Seat Heater (Driver's Seat)
S10 Seat Heater (Front Passenger's Seat)
S15 Seat Heater (Driver's Seat Cushion)
S16 Seat Heater (Front Passenger's Seat Cushion)
S17 Seat Position Sensor
S18 Side Airbag Squib LH
S19 Side Airbag Squib RH

