1 LAND CRUISER (RHD)

(Cont. next page)

Power Source

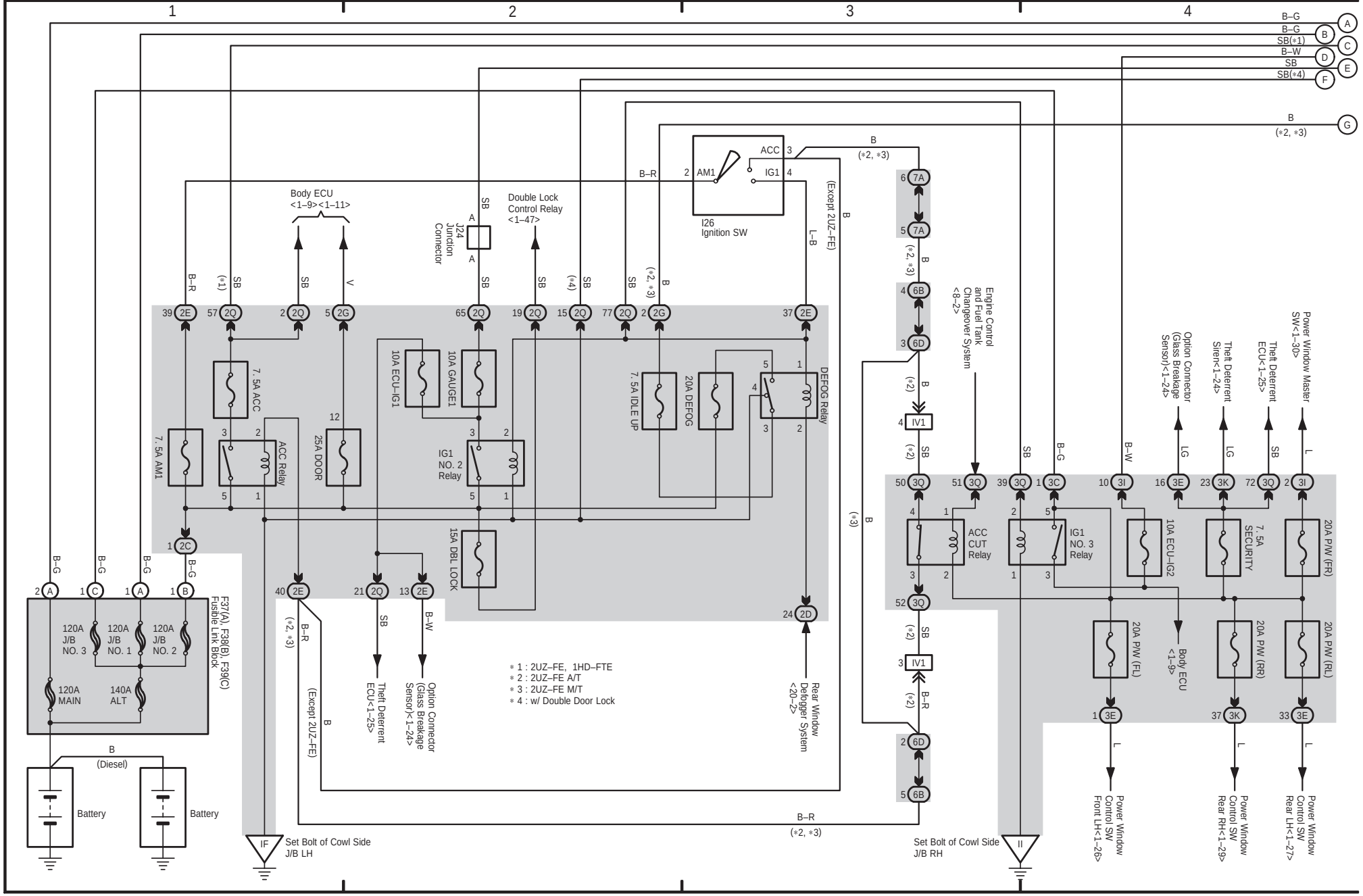
1
2
3
4
A B C D E F G
B–G
B–G
SB(*1)
B–W
SB
SB(*4)
B
(*2, *3)
I26
Ignition SW
AM1
ACC
IG1
2
3
4
B–R
L–B
B
(Except 2UZ–FE)
Body ECU
<1–9><1–11>
Double Lock
Control Relay
<1–47>
J24
Junction
Connector
39 2E
57 2Q
2 2Q
5 2G
65 2Q
19 2Q
15 2Q
77 2Q
2 2G
37 2E
7.5A ACC
ACC Relay
7.5A AM1
25A DOOR
10A ECU–IG1
10A GAUGE1
IG1 NO. 2 Relay
15A DBL LOCK
7.5A IDLE UP
20A DEFOG
DEFOG Relay
1 2C
40 2E
21 2Q
13 2E
24 2D
F37(A), F38(B), F39(C)
Fusible Link Block
120A J/B NO. 3
120A J/B NO. 1
120A J/B NO. 2
120A MAIN
140A ALT
Battery
Battery
(Diesel)
IF
Set Bolt of Cowl Side J/B LH
II
Set Bolt of Cowl Side J/B RH
Theft Deterrent ECU<1–25>
Option Connector (Glass Breakage Sensor)<1–24>
Rear Window Defogger System <20–2>
6 7A
5 7A
4 6B
3 6D
4 IV1
3 IV1
2 6D
5 6B
Engine Control and Fuel Tank Changeover System <8–2>
50 3Q
51 3Q
39 3Q
1 3C
10 3I
16 3E
23 3K
72 3Q
2 3I
52 3Q
ACC CUT Relay
IG1 NO. 3 Relay
10A ECU–IG2
7.5A SECURITY
20A P/W (FR)
20A P/W (FL)
20A P/W (RR)
20A P/W (RL)
Body ECU <1–9>
Option Connector (Glass Breakage Sensor)<1–24>
Theft Deterrent Siren<1–24>
Theft Deterrent ECU<1–25>
Power Window Master SW<1–30>
1 3E
37 3K
33 3E
Power Window Control SW Front LH<1–26>
Power Window Control SW Rear RH<1–29>
Power Window Control SW Rear LH<1–27>
B–R
(*2, *3)

*1 : 2UZ–FE, 1HD–FTE
*2 : 2UZ–FE A/T
*3 : 2UZ–FE M/T
*4 : w/ Double Door Lock

Multiplex Communication System

- ∗ 1 : 2UZ–FE, 1HD–FTE
- ∗ 2 : 2UZ–FE A/T
- ∗ 3 : 2UZ–FE M/T
- ∗ 4 : w/ Double Door Lock
- ∗ 5 : w/ Moon Roof
- ∗ 6 : w/o Moon Roof and w/ Overhead Console
- ∗ 7 : w/o Moon Roof and w/o Overhead Console

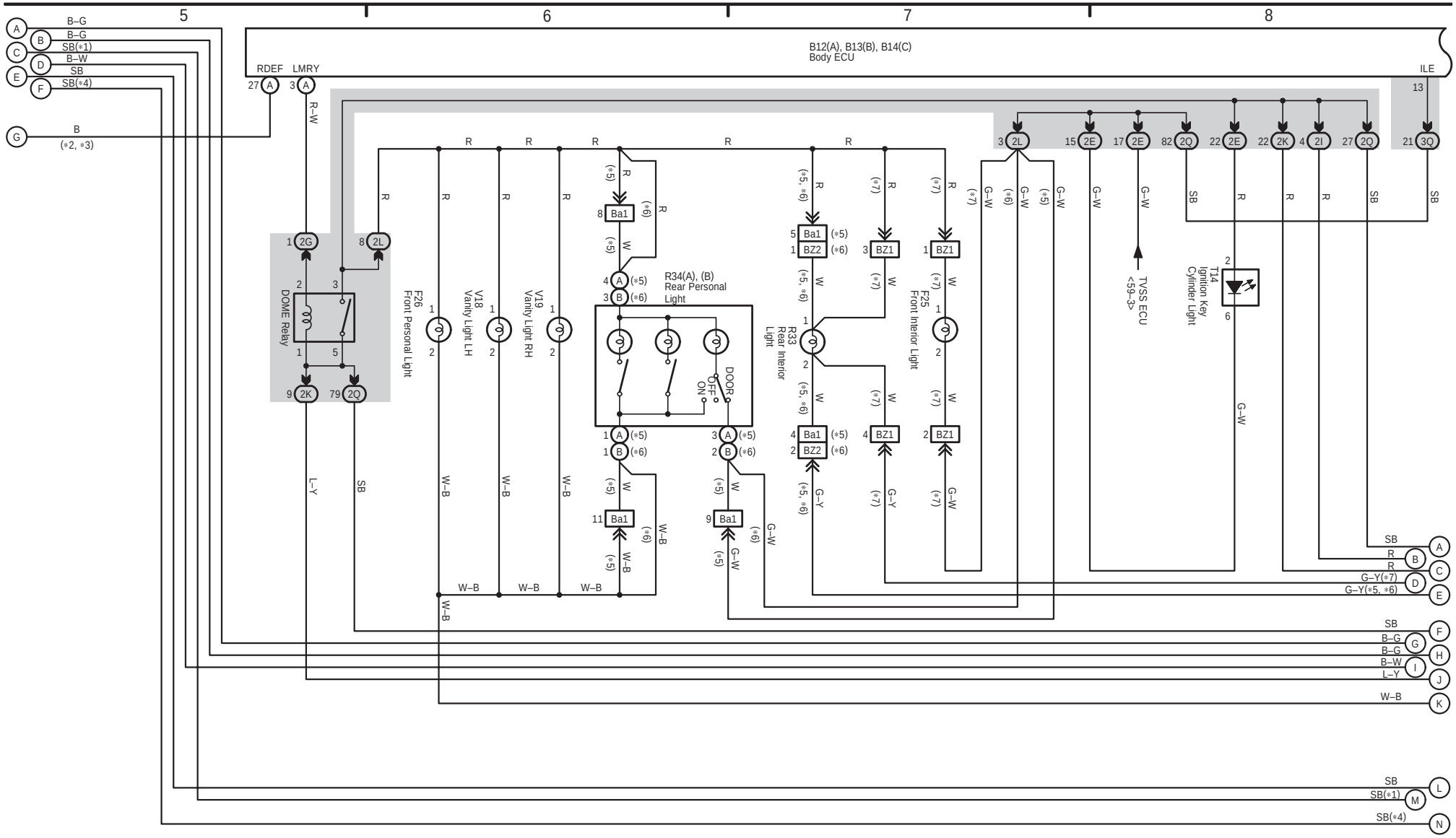
5
6
7
8
B12(A), B13(B), B14(C)
Body ECU
RDEF
LMRY
ILE
27 A
3 A
13
A B–G
B B–G
C SB(∗1)
D B–W
E SB
F SB(∗4)
G B (∗2, ∗3)
R–W
1 2G
8 2L
DOME Relay
2G
2K
9 2K
79 2Q
L–Y
SB
F26
Front Personal Light
V18
Vanity Light LH
V19
Vanity Light RH
R
W–B
Ba1
R34(A), (B)
Rear Personal Light
DOOR
OFF
ON
R33
Rear Interior Light
F25
Front Interior Light
BZ1
BZ2
(∗5)
(∗6)
(∗5, ∗6)
(∗7)
W
G–Y
G–W
3 2L
15 2E
17 2E
82 2Q
22 2E
22 2K
4 2I
27 2Q
21 3Q
TVSS ECU
<59–3>
T14
Ignition Key Cylinder Light
SB A
R B
R C
G–Y(∗7) D
G–Y(∗5, ∗6) E
SB F
B–G G
B–G H
B–W I
L–Y J
W–B K
SB L
SB(∗1) M
SB(∗4) N

1 LAND CRUISER (RHD) (Cont' d)

(Cont. next page)

∗ 1 : 2UZ–FE, 1HD–FTE
∗ 4 : w/ Double Door Lock
∗ 5 : w/ Moon Roof
∗ 6 : w/o Moon Roof w/ Overhead Console
∗ 7 : w/o Moon Roof w/o Overhead Console

Multiplex Communication System

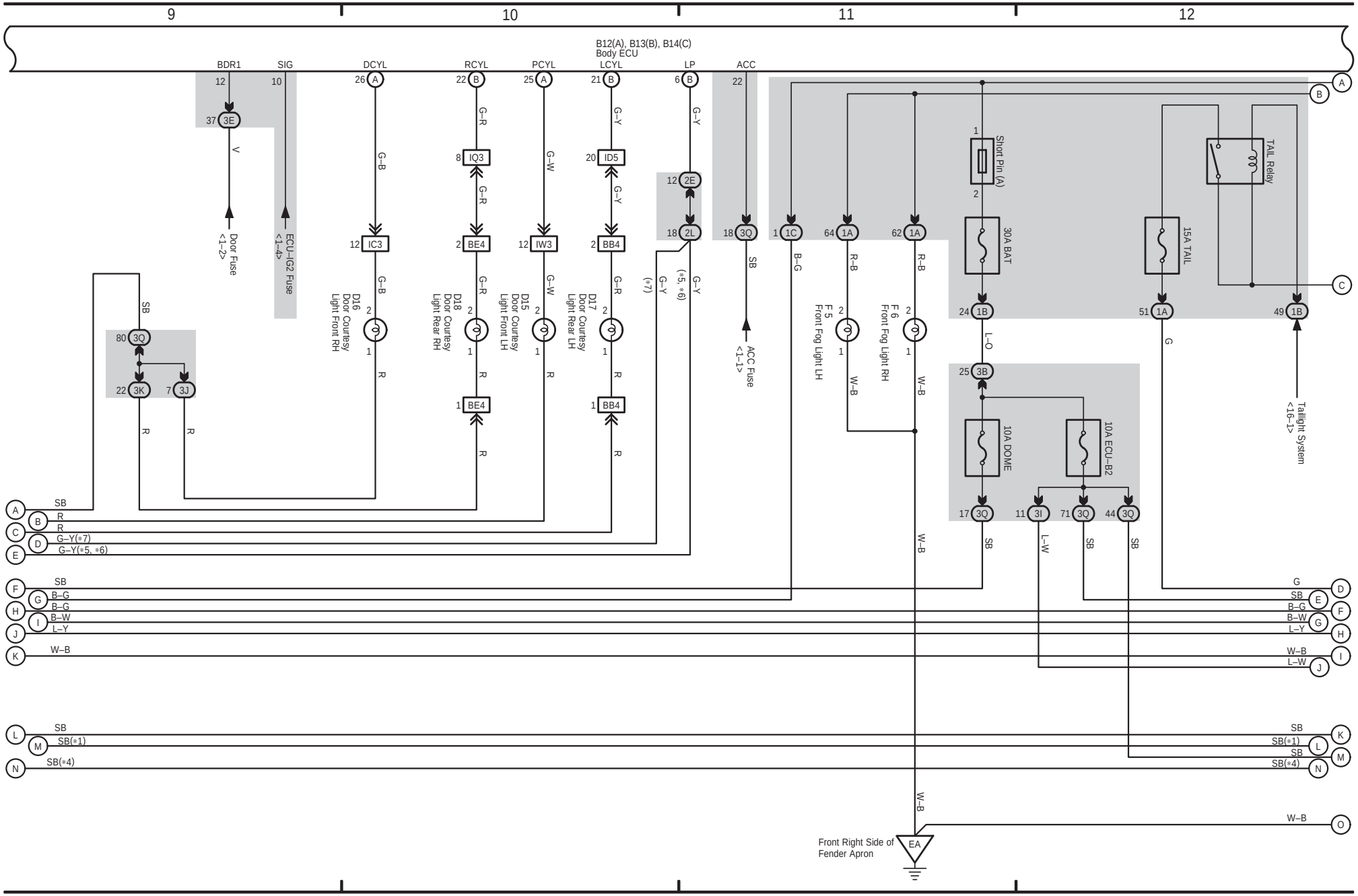
9
10
11
12
B12(A), B13(B), B14(C)
Body ECU
BDR1
SIG
DCYL
RCYL
PCYL
LCYL
LP
ACC
37 3E
V
Door Fuse <1–2>
ECU–IG2 Fuse <1–4>
IC3
IQ3
BE4
IW3
ID5
BB4
12 2E
18 2L
18 3Q
G–B
G–R
G–W
G–Y
D16 Door Courtesy Light Front RH
D18 Door Courtesy Light Rear RH
D15 Door Courtesy Light Front LH
D17 Door Courtesy Light Rear LH
(∗7)
(∗5, ∗6)
80 3Q
22 3K
7 3J
SB
R
ACC Fuse <1–1>
1 1C
64 1A
62 1A
B–G
R–B
W–B
F 5 Front Fog Light LH
F 6 Front Fog Light RH
Short Pin (A)
30A BAT
15A TAIL
TAIL Relay
24 1B
51 1A
49 1B
L–O
G
25 3B
10A DOME
10A ECU–B2
17 3Q
11 3I
71 3Q
44 3Q
L–W
Taillight System <16–1>
A
B
C
D
E
F
G
H
I
J
K
L
M
N
O
G–Y(∗7)
G–Y(∗5, ∗6)
B–W
L–Y
SB(∗1)
SB(∗4)
Front Right Side of Fender Apron
EA

1 LAND CRUISER (RHD) (Cont' d)

(Cont. next page)

Multiplex Communication System

∗ 1 : 2UZ–FE, 1HD–FTE
∗ 4 : w/ Double Door Lock
∗ 8 : 2UZ–FE, 1HD–FTE w/ ABS
∗ 9 : Except ∗8

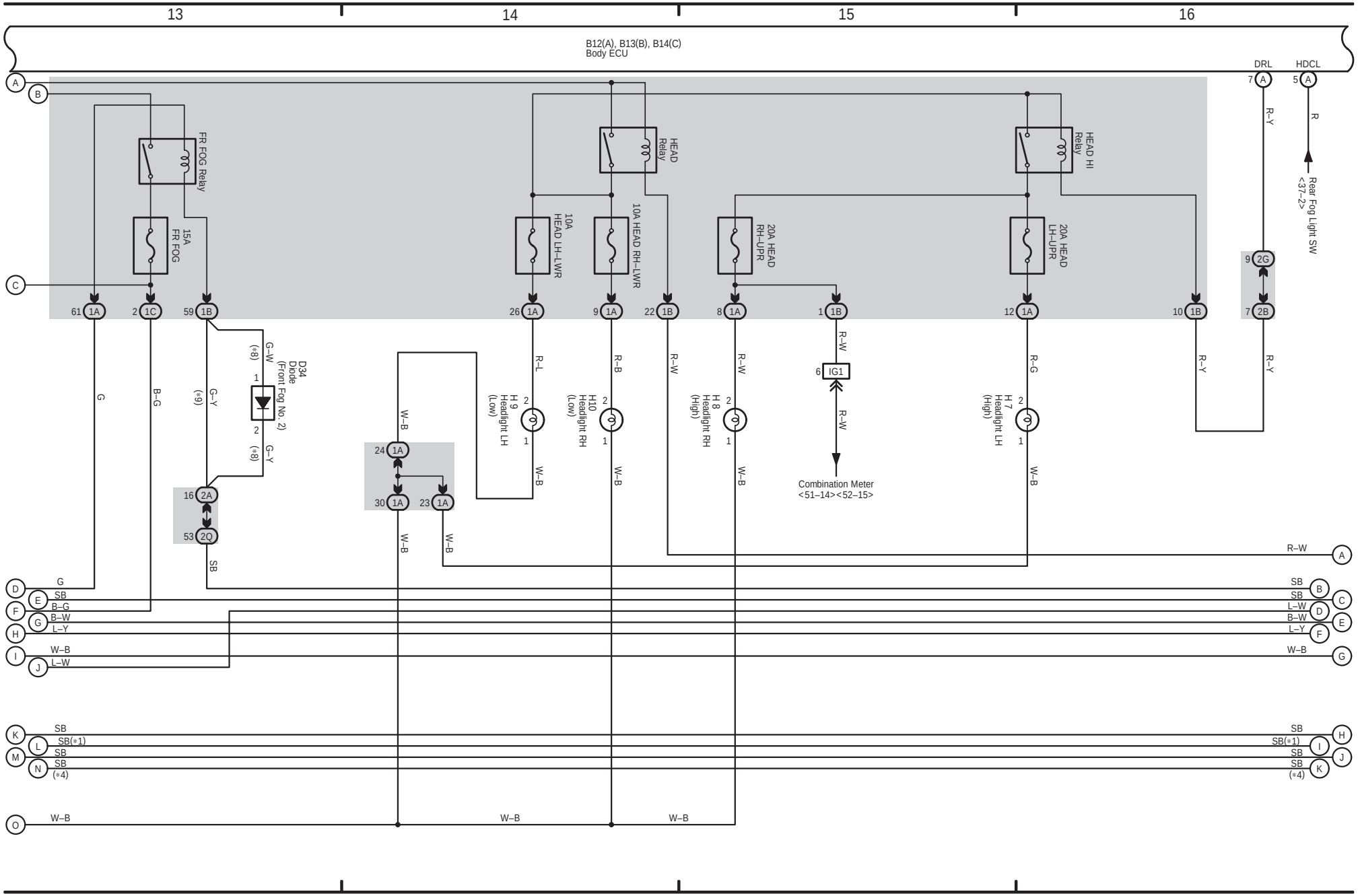
13
14
15
16
B12(A), B13(B), B14(C)
Body ECU
DRL
HDCL
FR FOG Relay
15A FR FOG
HEAD Relay
10A HEAD LH–LWR
10A HEAD RH–LWR
20A HEAD RH–UPR
HEAD HI Relay
20A HEAD LH–UPR
Rear Fog Light SW <37–2>
61 1A
2 1C
59 1B
26 1A
9 1A
22 1B
8 1A
1 1B
12 1A
10 1B
7 2B
9 2G
7 A
5 A
R–Y
R
G
B–G
G–Y
(∗9)
G–W
(∗8)
D34 Diode (Front Fog No. 2)
16 2A
53 2Q
SB
W–B
24 1A
30 1A
23 1A
R–L
R–B
R–W
R–G
H 9 Headlight LH (Low)
H10 Headlight RH (Low)
H 8 Headlight RH (High)
H 7 Headlight LH (High)
6 IG1
Combination Meter <51–14><52–15>
A
B
C
D
E
F
G
H
I
J
K
L
M
N
O
B–W
L–Y
L–W
SB(∗1)
SB (∗4)

∗ 1 : 2UZ–FE, 1HD–FTE
∗ 4 : w/ Double Door Lock
∗10 : Europe
∗11 : Except Europe
∗12 : Automatic A/C

Multiplex Communication System

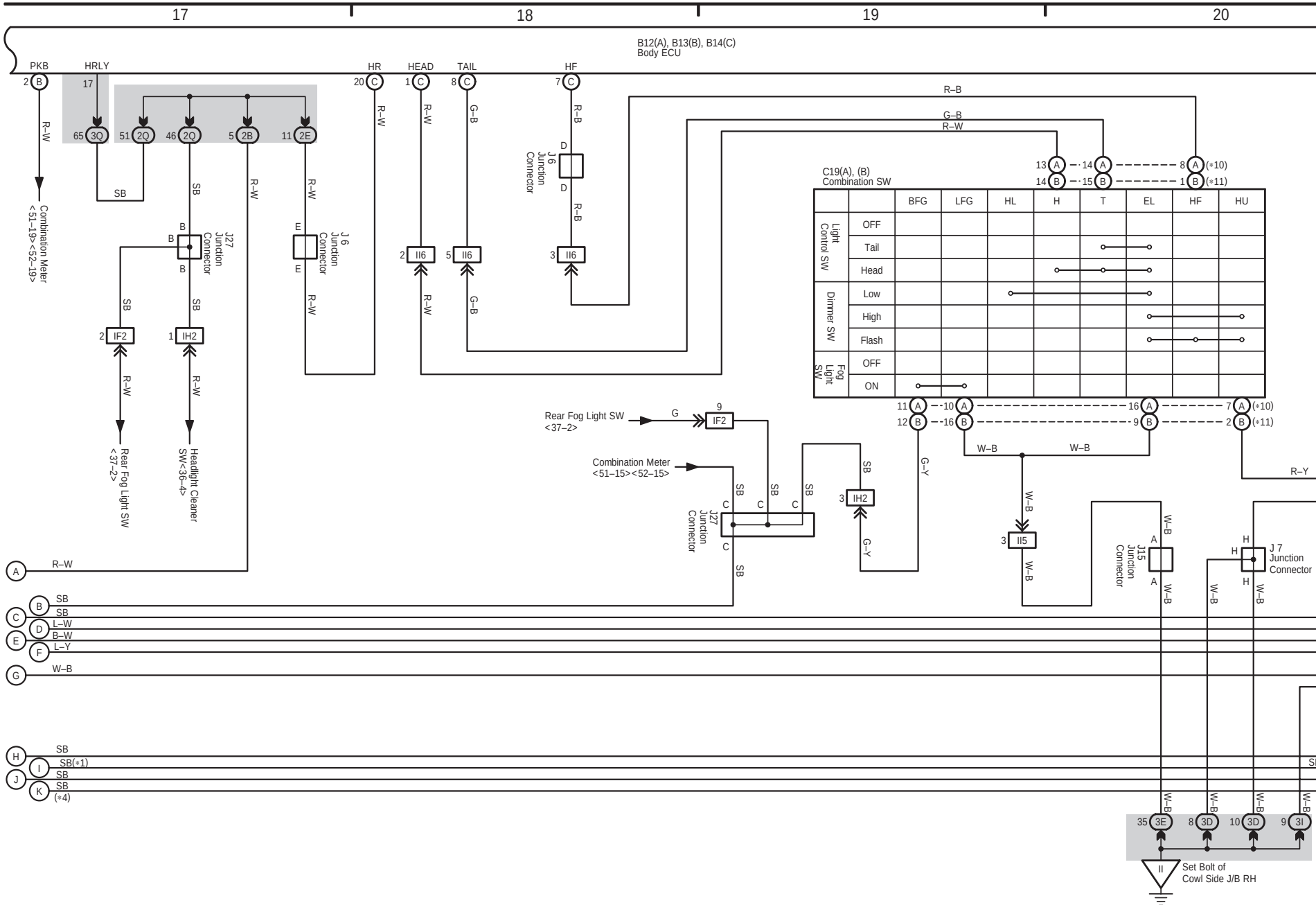
17
18
19
20
B12(A), B13(B), B14(C)
Body ECU
PKB
HRLY
HR
HEAD
TAIL
HF
2 B
17
20 C
1 C
8 C
7 C
65 3Q
51 2Q
46 2Q
5 2B
11 2E
R–W
SB
R–B
G–B
R–W
Combination Meter <51–19><52–19>
J27 Junction Connector
J 6 Junction Connector
D
E
B
2 II6
5 II6
3 II6
2 IF2
1 IH2
Rear Fog Light SW <37–2>
Headlight Cleaner SW<36–4>
C19(A), (B)
Combination SW
BFG
LFG
HL
H
T
EL
HF
HU
Light Control SW
OFF
Tail
Head
Dimmer SW
Low
High
Flash
Fog Light SW
OFF
ON
13 A
14 A
8 A (∗10)
14 B
15 B
1 B (∗11)
11 A
10 A
16 A
7 A (∗10)
12 B
16 B
9 B
2 B (∗11)
Rear Fog Light SW <37–2>
G
9 IF2
Combination Meter <51–15><52–15>
C
3 IH2
G–Y
W–B
3 II5
R–Y
J15 Junction Connector
A
J 7 Junction Connector
H
A
B
C
D
E
F
G
H
I
J
K
SB
L–W
B–W
L–Y
SB(∗1)
(∗4)
35 3E
8 3D
10 3D
9 3I
II
Set Bolt of Cowl Side J/B RH

next page)

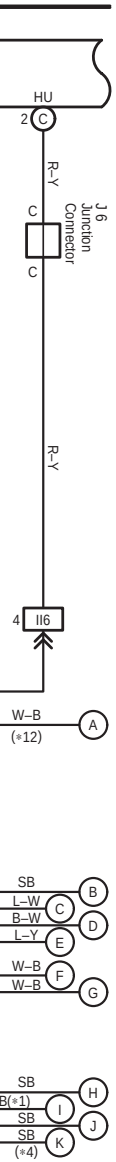
HU
2 C
R–Y
C
J 6
Junction
Connector
C
R–Y
4 II6
W–B
(∗12)
A
SB
L–W
B–W
L–Y
B
C
D
E
W–B
W–B
F
G
SB
B(∗1)
SB
SB
(∗4)
H
I
J
K

1 LAND CRUISER (RHD) (Cont' d)

∗ 1 : 2UZ–FE, 1HD–FTE
∗ 4 : w/ Double Door Lock
∗12 : Automatic A/C
∗13 : Manual A/C

Multiplex Communication System

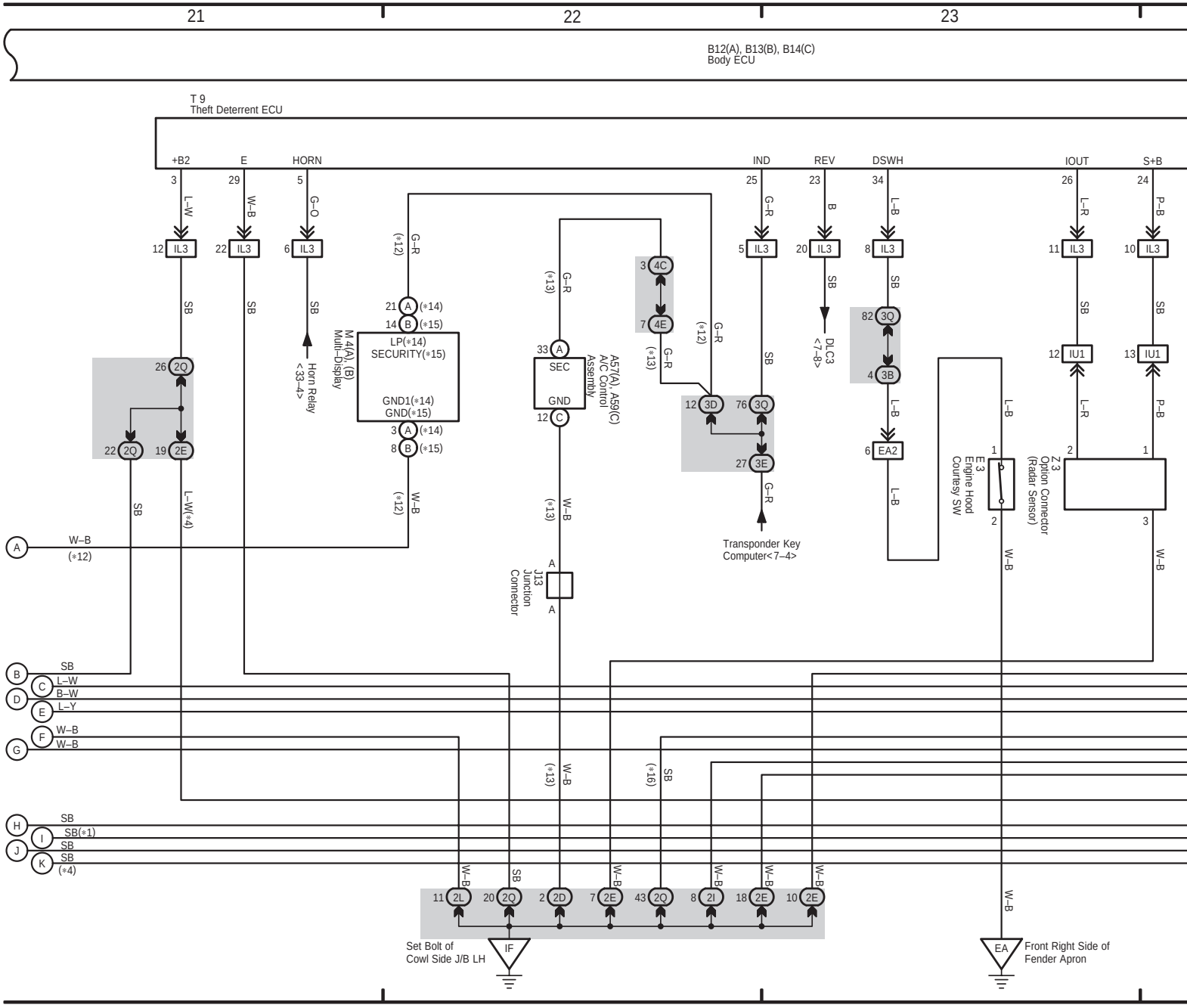
21
22
23
B12(A), B13(B), B14(C)
Body ECU
T 9
Theft Deterrent ECU
+B2
E
HORN
IND
REV
DSWH
IOUT
S+B
3
29
5
25
23
34
26
24
L–W
W–B
G–O
G–R
B
L–B
L–R
P–B
12 IL3
22 IL3
6 IL3
5 IL3
20 IL3
8 IL3
11 IL3
10 IL3
SB
G–R
(∗12)
21 A (∗14)
14 B (∗15)
M 4(A), (B)
Multi–Display
LP(∗14)
SECURITY(∗15)
GND1(∗14)
GND(∗15)
3 A (∗14)
8 B (∗15)
W–B
(∗12)
Horn Relay
<33–4>
G–R
(∗13)
33 A
SEC
GND
12 C
A57(A), A59(C)
A/C Control
Assembly
3 4C
7 4E
G–R
(∗13)
G–R
(∗12)
12 3D
76 3Q
27 3E
G–R
Transponder Key
Computer<7–4>
DLC3
<7–8>
82 3Q
4 3B
L–B
6 EA2
L–B
E 3
Engine Hood
Courtesy SW
1
2
W–B
12 IU1
13 IU1
L–R
P–B
2
1
3
Z 3
Option Connector
(Radar Sensor)
W–B
26 2Q
22 2Q
19 2E
SB
L–W(∗4)
W–B
(∗13)
A
J13
Junction
Connector
A
A
W–B
(∗12)
B
SB
C
L–W
D
B–W
E
L–Y
F
W–B
G
W–B
(∗13)
W–B
(∗16)
SB
H
SB
I
SB(∗1)
J
SB
K
SB
(∗4)
W–B
SB
W–B
W–B
W–B
W–B
11 2L
20 2Q
2 2D
7 2E
43 2Q
8 2I
18 2E
10 2E
Set Bolt of
Cowl Side J/B LH
IF
EA
Front Right Side of
Fender Apron

(Cont. next page)

*14 : w/ Navigation System
*15 : w/o Navigation System
*16 : w/o Power Window

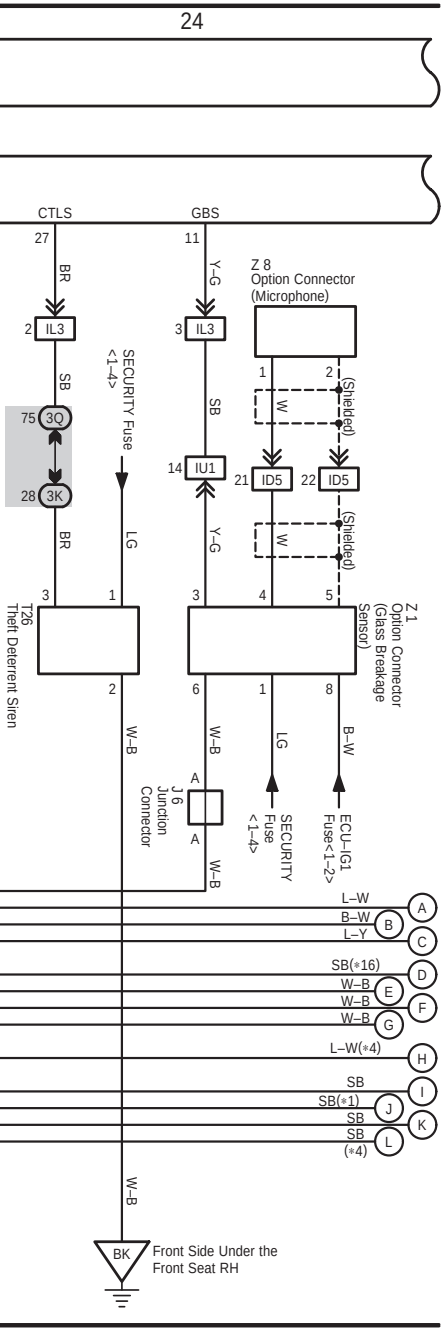
24
CTLS
GBS
27
11
BR
Y–G
2 IL3
3 IL3
Z 8
Option Connector
(Microphone)
SB
SECURITY Fuse <1–4>
75 3Q
28 3K
14 IU1
21 ID5
22 ID5
W
(Shielded)
BR
LG
Y–G
T26
Theft Deterrent Siren
Z 1
Option Connector
(Glass Breakage Sensor)
W–B
LG
B–W
J 6
Junction Connector
SECURITY Fuse <1–4>
ECU–IG1 Fuse<1–2>
L–W
B–W
L–Y
SB(*16)
W–B
W–B
W–B
L–W(*4)
SB
SB(*1)
SB
SB (*4)
A
B
C
D
E
F
G
H
I
J
K
L
BK
Front Side Under the Front Seat RH

1 LAND CRUISER (RHD) (Cont' d)

Multiplex Communication System

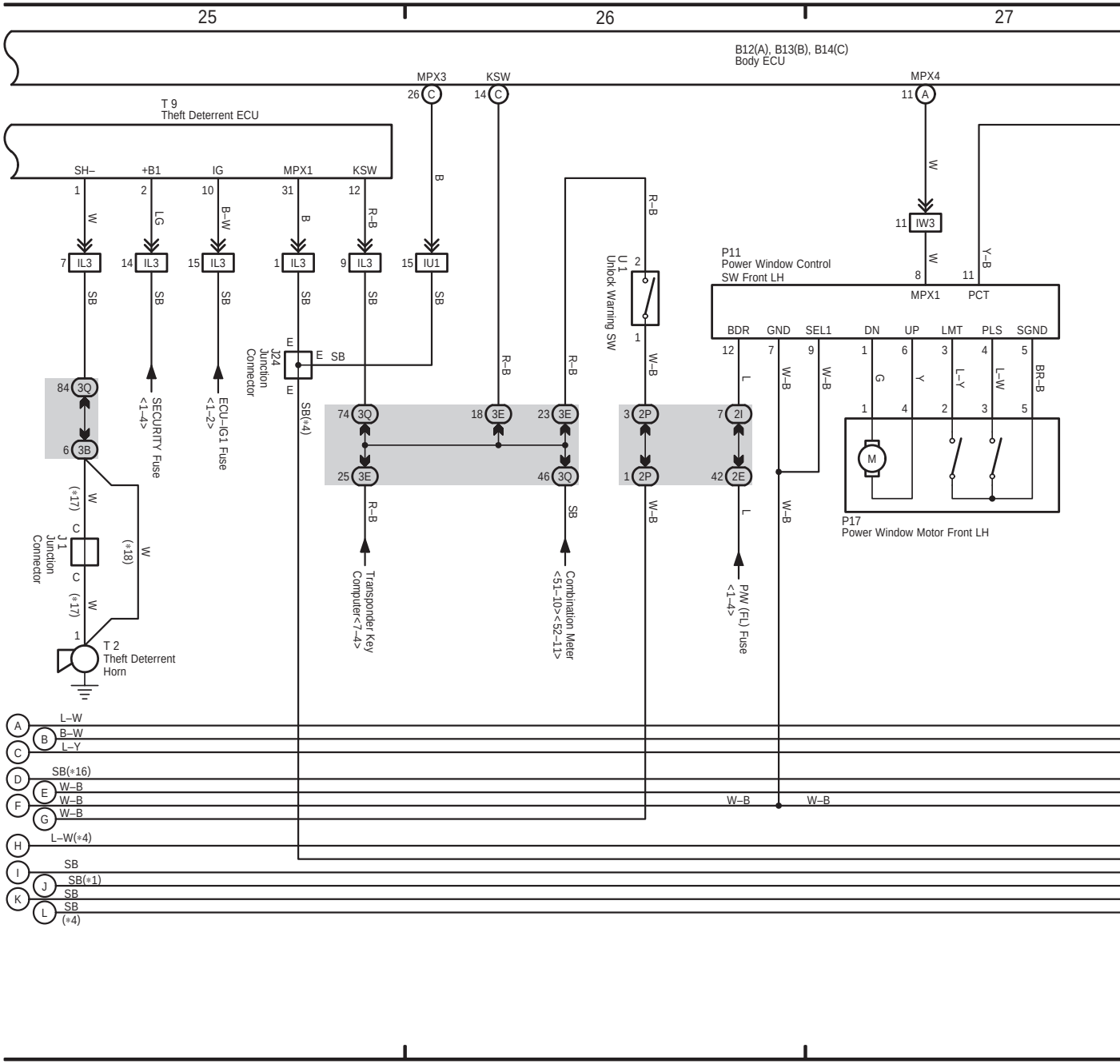
25
26
27
B12(A), B13(B), B14(C)
Body ECU
MPX3
KSW
MPX4
26 C
14 C
11 A
T 9
Theft Deterrent ECU
SH–
+B1
IG
MPX1
KSW
W
LG
B–W
B
R–B
7 IL3
14 IL3
15 IL3
1 IL3
9 IL3
15 IU1
SB
SECURITY Fuse <1–4>
ECU–IG1 Fuse <1–2>
J24
Junction Connector
E
SB(*4)
84 3Q
6 3B
J 1
Junction Connector
(*17)
(*18)
T 2
Theft Deterrent Horn
74 3Q
18 3E
23 3E
25 3E
46 3Q
R–B
Transponder Key Computer<7–4>
Combination Meter <51–10><52–11>
U 1
Unlock Warning SW
11 IW3
P11
Power Window Control SW Front LH
MPX1
PCT
BDR
GND
SEL1
DN
UP
LMT
PLS
SGND
3 2P
1 2P
7 2I
42 2E
W–B
L
P/W (FL) Fuse <1–4>
G
Y
L–Y
L–W
BR–B
Y–B
M
P17
Power Window Motor Front LH
A
B
C
D
E
F
G
H
I
J
K
L
L–W
B–W
L–Y
SB(*16)
W–B
W–B
W–B
L–W(*4)
SB
SB(*1)
SB
SB (*4)

(Cont. next page)

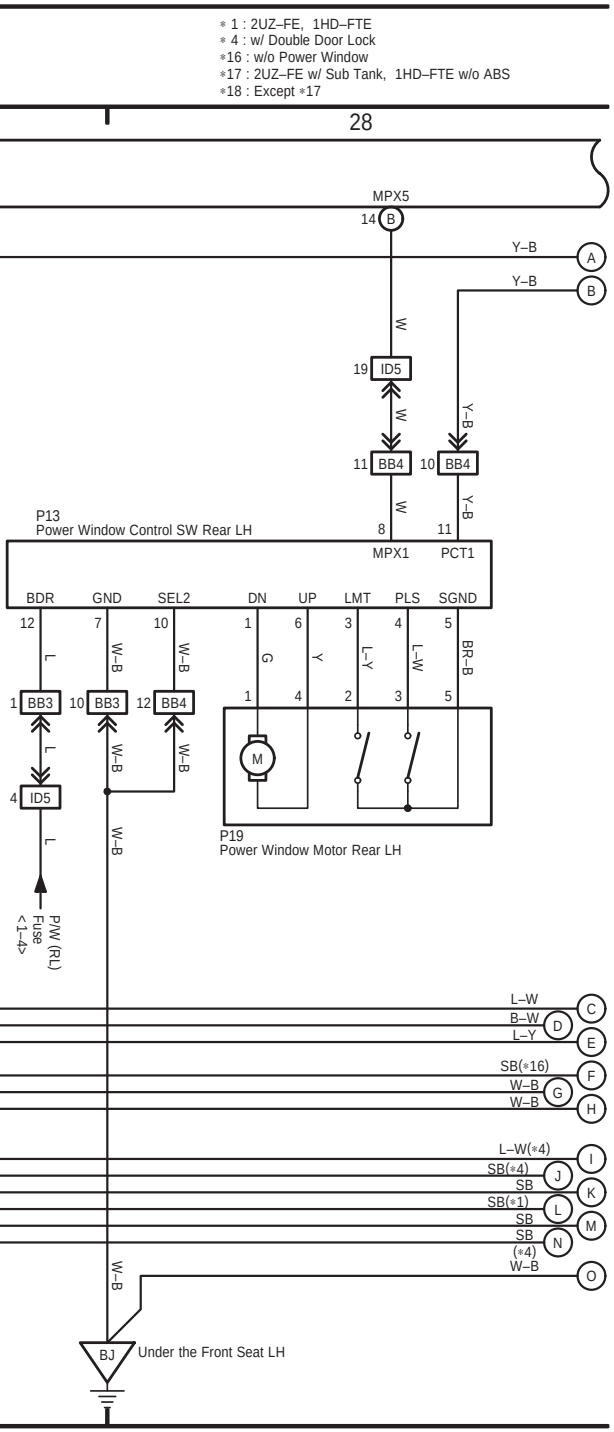

∗ 1 : 2UZ–FE, 1HD–FTE
∗ 4 : w/ Double Door Lock
∗16 : w/o Power Window
∗17 : 2UZ–FE w/ Sub Tank, 1HD–FTE w/o ABS
∗18 : Except ∗17
28
MPX5
14 B
Y–B
A
Y–B
B
W
19 ID5
W
Y–B
11 BB4
10 BB4
W
Y–B
P13
Power Window Control SW Rear LH
8
11
MPX1
PCT1
BDR
GND
SEL2
DN
UP
LMT
PLS
SGND
12
7
10
1
6
3
4
5
L
W–B
W–B
G
Y
L–Y
L–W
BR–B
1 BB3
10 BB3
12 BB4
1
4
2
3
5
M
P19
Power Window Motor Rear LH
L
W–B
W–B
4 ID5
L
W–B
P/W (RL) Fuse
<1–4>
L–W
C
B–W
D
L–Y
E
SB(∗16)
F
W–B
G
W–B
H
L–W(∗4)
I
SB(∗4)
J
SB
K
SB(∗1)
L
SB
M
SB
N
(∗4)
W–B
O
W–B
BJ
Under the Front Seat LH

H OVERALL ELECTRICAL WIRING DIAGRAM

LAND CRUISER Station Wagon (EWD602E)

1 LAND CRUISER (RHD) (Cont' d)

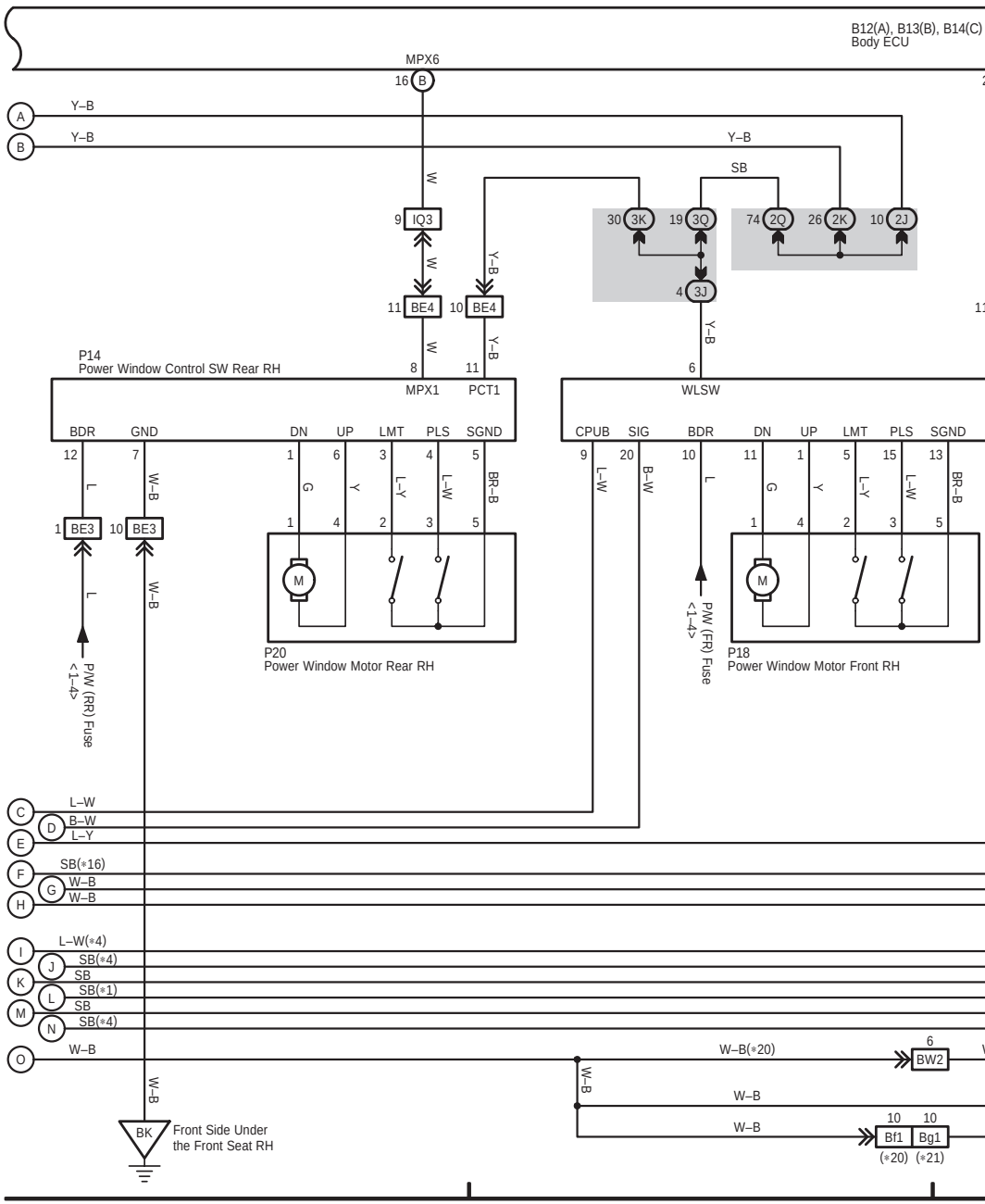

Multiplex Communicat
29
30
B12(A), B13(B), B14(C)
Body ECU
MPX6
16 B
A
Y–B
B
Y–B
Y–B
SB
W
9 IQ3
W
Y–B
11 BE4
10 BE4
30 3K
19 3Q
74 2Q
26 2K
10 2J
4 3J
Y–B
W
Y–B
P14
Power Window Control SW Rear RH
8
11
6
MPX1
PCT1
WLSW
BDR
GND
DN
UP
LMT
PLS
SGND
CPUB
SIG
BDR
DN
UP
LMT
PLS
SGND
12
7
1
6
3
4
5
9
20
10
11
1
5
15
13
L
W–B
G
Y
L–Y
L–W
BR–B
L–W
B–W
L
G
Y
L–Y
L–W
BR–B
1 BE3
10 BE3
1
4
2
3
5
1
4
2
3
5
M
M
L
W–B
P/W (RR) Fuse
<1–4>
P/W (FR) Fuse
<1–4>
P20
Power Window Motor Rear RH
P18
Power Window Motor Front RH
C
L–W
D
B–W
E
L–Y
F
SB(∗16)
G
W–B
H
W–B
I
L–W(∗4)
J
SB(∗4)
K
SB
L
SB(∗1)
M
SB
N
SB(∗4)
O
W–B
W–B(∗20)
6
BW2
W–B
W–B
W–B
W–B
10
10
Bf1
Bg1
(∗20)
(∗21)
BK
Front Side Under the Front Seat RH

(Cont. next page)

tion System

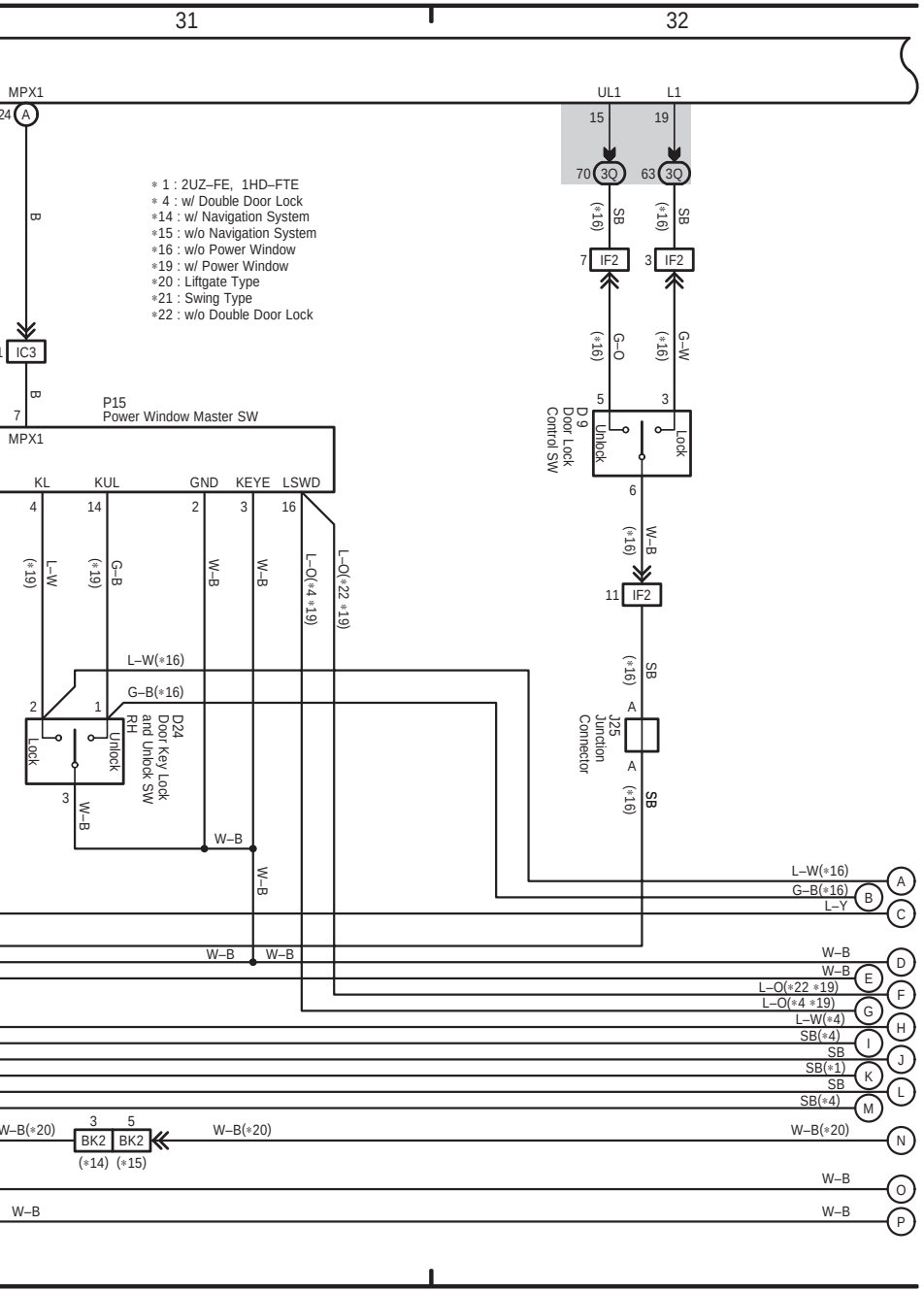
31
32
MPX1
24 A
B
IC3
B
7
P15
Power Window Master SW
MPX1
KL
KUL
GND
KEYE
LSWD
4
14
2
3
16
L–W
(∗19)
G–B
(∗19)
W–B
W–B
L–O(∗4 ∗19)
L–O(∗22 ∗19)
L–W(∗16)
G–B(∗16)
2
1
Lock
Unlock
D24
Door Key Lock and Unlock SW RH
3
W–B
W–B
W–B
W–B
W–B
UL1
L1
15
19
70 3Q
63 3Q
SB (∗16)
SB (∗16)
7 IF2
3 IF2
G–O (∗16)
G–W (∗16)
5
3
D 9
Door Lock Control SW
Unlock
Lock
6
W–B (∗16)
11 IF2
SB (∗16)
A
J25
Junction Connector
A
SB (∗16)
L–W(∗16) A
G–B(∗16) B
L–Y C
W–B D
W–B E
L–O(∗22 ∗19) F
L–O(∗4 ∗19) G
L–W(∗4) H
SB(∗4) I
SB J
SB(∗1) K
SB L
SB(∗4) M
W–B(∗20)
3 5
BK2 BK2
(∗14) (∗15)
W–B(∗20)
W–B(∗20) N
W–B O
W–B
W–B P

∗ 1 : 2UZ–FE, 1HD–FTE
∗ 4 : w/ Double Door Lock
∗14 : w/ Navigation System
∗15 : w/o Navigation System
∗16 : w/o Power Window
∗19 : w/ Power Window
∗20 : Liftgate Type
∗21 : Swing Type
∗22 : w/o Double Door Lock

1 LAND CRUISER (RHD) (Cont' d)

Multiplex Commu

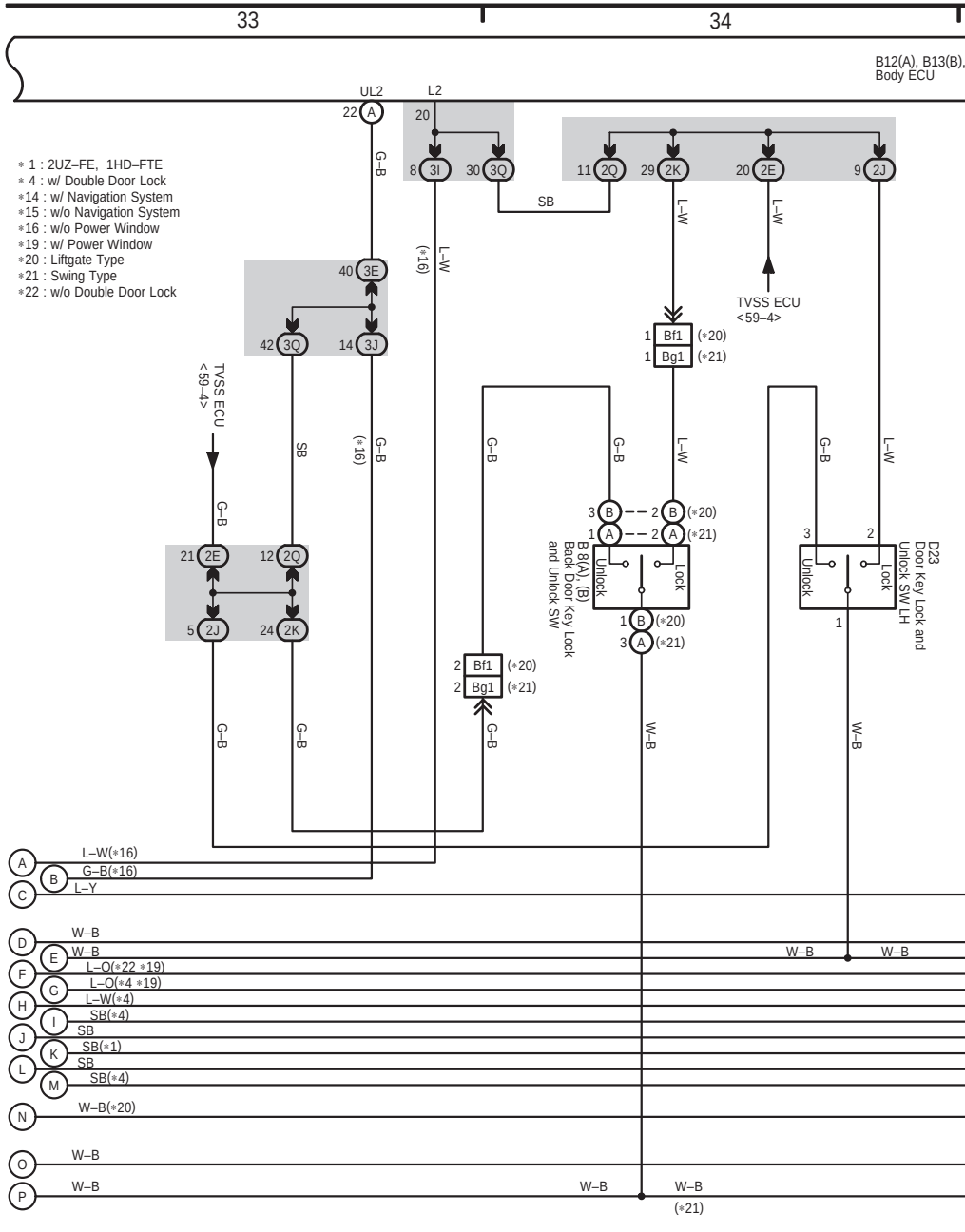
33
34
B12(A), B13(B),
Body ECU
UL2
L2
22 A
20
G–B
8 3I
30 3Q
SB
11 2Q
29 2K
20 2E
9 2J
L–W (∗16)
L–W
L–W
40 3E
42 3Q
14 3J
TVSS ECU <59–4>
TVSS ECU <59–4>
1 Bf1 (∗20)
1 Bg1 (∗21)
SB
G–B (∗16)
G–B
G–B
L–W
G–B
L–W
G–B
21 2E
12 2Q
5 2J
24 2K
3 B 2 B (∗20)
1 A 2 A (∗21)
B 8(A), (B)
Back Door Key Lock and Unlock SW
Unlock
Lock
1 B (∗20)
3 A (∗21)
2 Bf1 (∗20)
2 Bg1 (∗21)
G–B
3
2
D23
Door Key Lock and Unlock SW LH
Unlock
Lock
1
G–B
G–B
W–B
W–B
A L–W(∗16)
B G–B(∗16)
C L–Y
D W–B
E W–B
F L–O(∗22 ∗19)
G L–O(∗4 ∗19)
H L–W(∗4)
I SB(∗4)
J SB
K SB(∗1)
L SB
M SB(∗4)
N W–B(∗20)
O W–B
P W–B
W–B
W–B
W–B
W–B
(∗21)

∗ 1 : 2UZ–FE, 1HD–FTE
∗ 4 : w/ Double Door Lock
∗14 : w/ Navigation System
∗15 : w/o Navigation System
∗16 : w/o Power Window
∗19 : w/ Power Window
∗20 : Liftgate Type
∗21 : Swing Type
∗22 : w/o Double Door Lock

(Cont. next page)

nication System

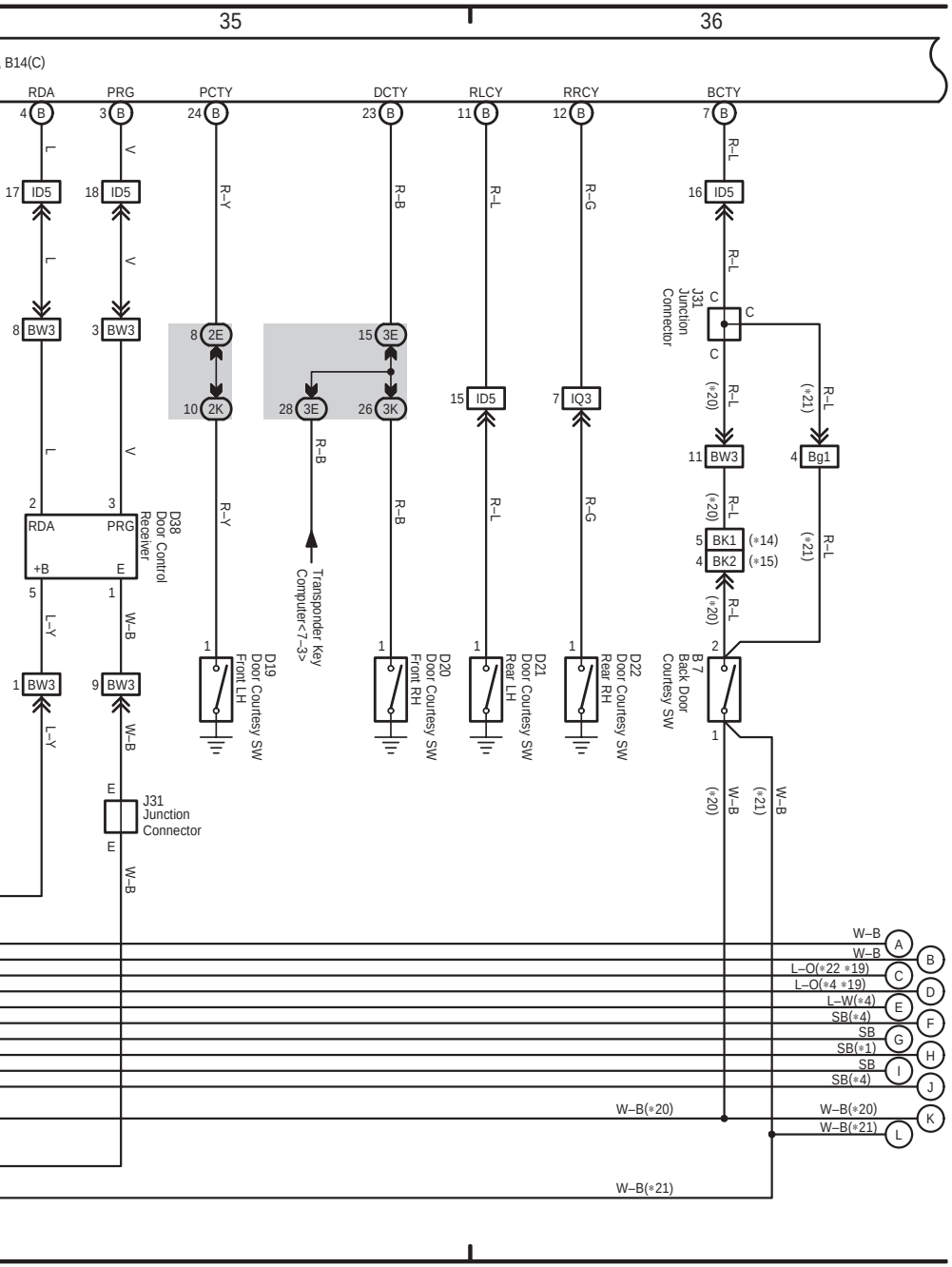
35
36
B14(C)
RDA
PRG
PCTY
DCTY
RLCY
RRCY
BCTY
4 B
3 B
24 B
23 B
11 B
12 B
7 B
L
V
R–Y
R–B
R–L
R–G
R–L
17 ID5
18 ID5
16 ID5
8 BW3
3 BW3
8 2E
10 2K
15 3E
28 3E
26 3K
15 ID5
7 IQ3
C
J31
Junction
Connector
(*20)
(*21)
11 BW3
4 Bg1
5 BK1 (*14)
4 BK2 (*15)
2
3
RDA
PRG
D38
Door Control
Receiver
+B
E
5
1
L–Y
W–B
1 BW3
9 BW3
E
J31
Junction
Connector
Transponder Key
Computer<7–3>
D19
Door Courtesy SW
Front LH
D20
Door Courtesy SW
Front RH
D21
Door Courtesy SW
Rear LH
D22
Door Courtesy SW
Rear RH
B 7
Back Door
Courtesy SW
W–B
A
W–B
B
L–O(*22 *19)
C
L–O(*4 *19)
D
L–W(*4)
E
SB(*4)
F
SB
G
SB(*1)
H
SB
I
SB(*4)
J
W–B(*20)
K
W–B(*21)
L
W–B(*20)
W–B(*21)

H OVERALL ELECTRICAL WIRING DIAGRAM

LAND CRUISER Station Wagon (EWD602E)

1 LAND CRUISER (RHD) (Cont' d)

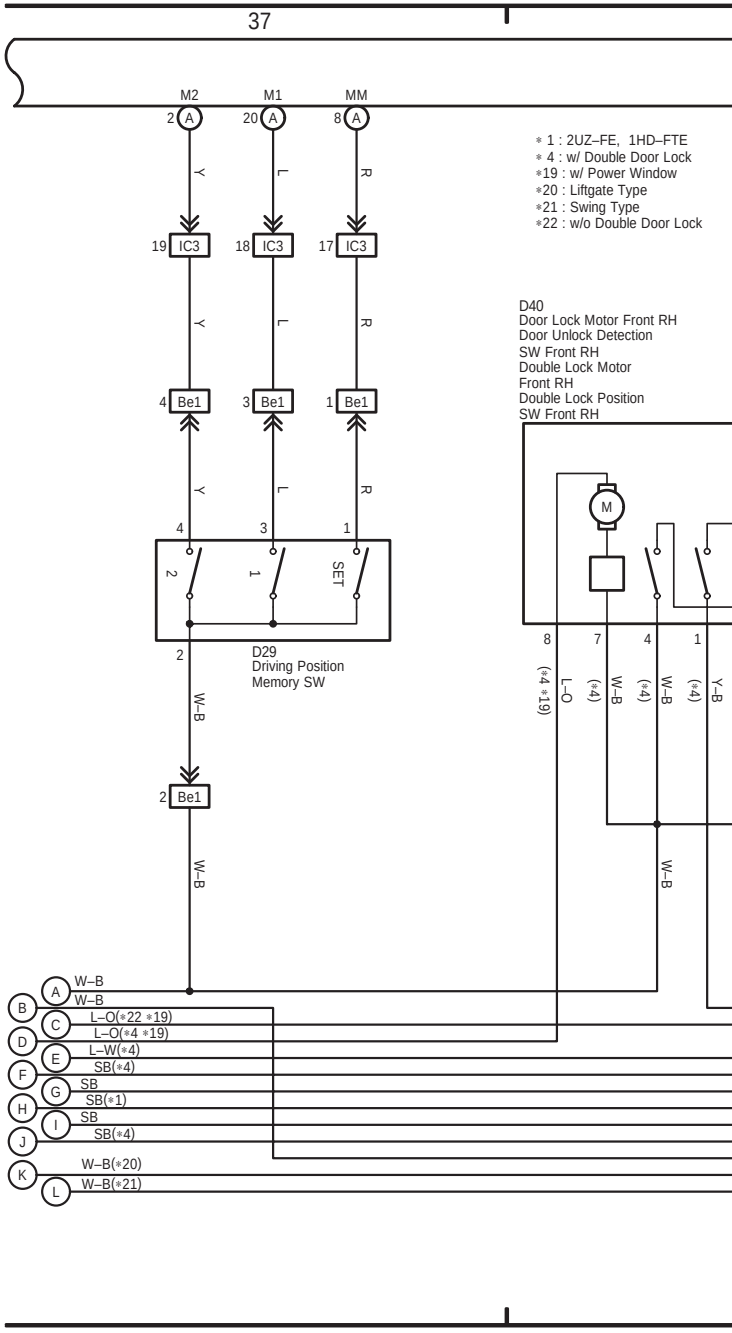
37
M2
M1
MM
2 A
20 A
8 A
Y
L
R
19 IC3
18 IC3
17 IC3
4 Be1
3 Be1
1 Be1
4
3
1
2
1
SET
2
D29
Driving Position
Memory SW
W–B
2 Be1
W–B
* 1 : 2UZ–FE, 1HD–FTE
* 4 : w/ Double Door Lock
*19 : w/ Power Window
*20 : Liftgate Type
*21 : Swing Type
*22 : w/o Double Door Lock
D40
Door Lock Motor Front RH
Door Unlock Detection
SW Front RH
Double Lock Motor
Front RH
Double Lock Position
SW Front RH
M
8
7
4
1
(*4 *19)
L–O
(*4)
W–B
(*4)
W–B
(*4)
Y–B
W–B
A
W–B
B
W–B
C
L–O(*22 *19)
D
L–O(*4 *19)
E
L–W(*4)
F
SB(*4)
G
SB
H
SB(*1)
I
SB
J
SB(*4)
K
W–B(*20)
L
W–B(*21)

(Cont. next page)

Multiplex Communication System

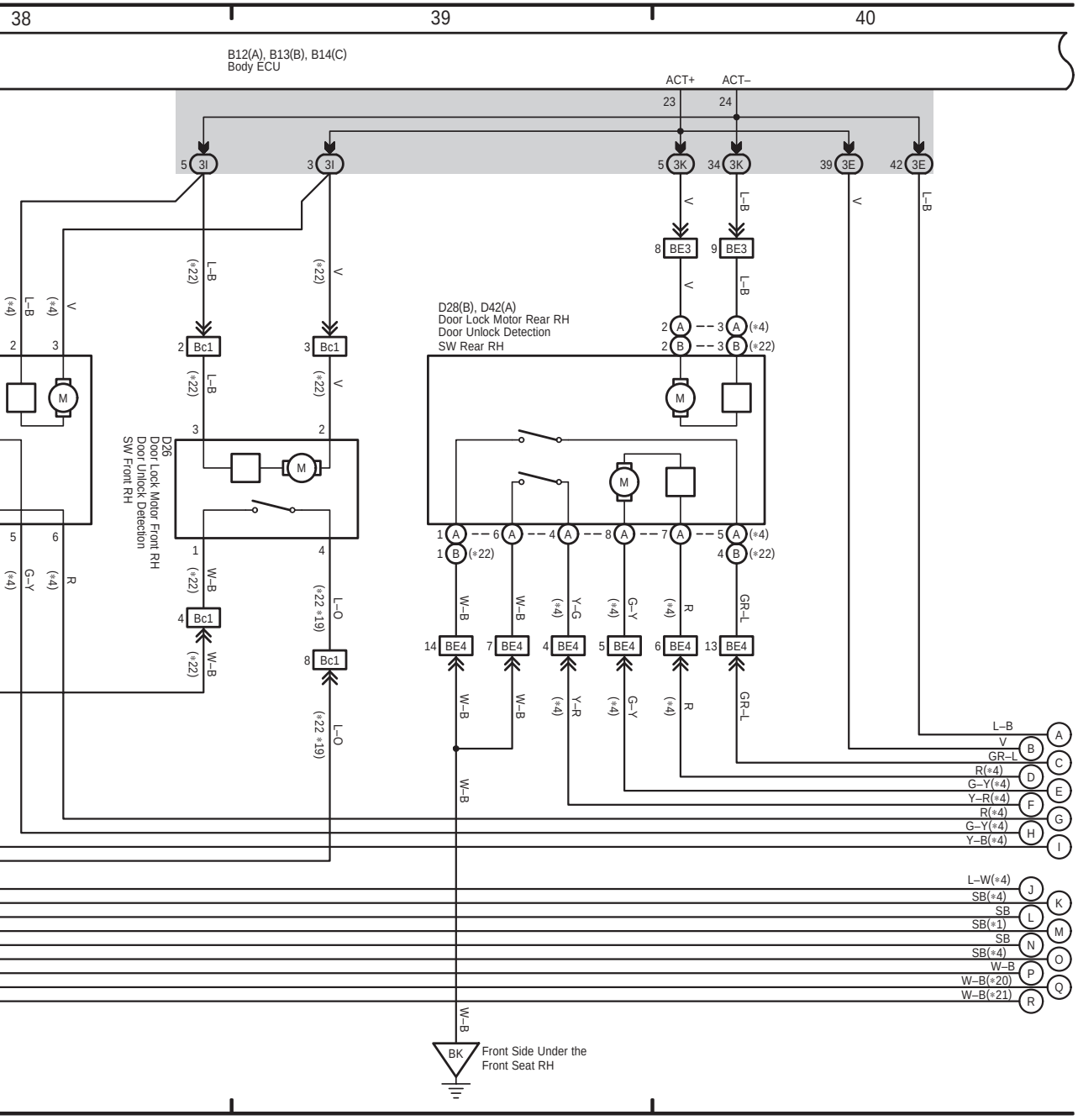
38
39
40
B12(A), B13(B), B14(C)
Body ECU
ACT+
ACT–
23
24
5 3I
3 3I
5 3K
34 3K
39 3E
42 3E
L–B
V
8 BE3
9 BE3
(*22)
2 Bc1
3 Bc1
(*4)
D26
Door Lock Motor Front RH
Door Unlock Detection
SW Front RH
D28(B), D42(A)
Door Lock Motor Rear RH
Door Unlock Detection
SW Rear RH
2 A 3 A (*4)
2 B 3 B (*22)
M
1 A 6 A 4 A 8 A 7 A 5 A (*4)
1 B (*22) 4 B (*22)
W–B
Y–G
G–Y
R
GR–L
G–Y
L–O
(*22 *19)
4 Bc1
8 Bc1
14 BE4
7 BE4
4 BE4
5 BE4
6 BE4
13 BE4
Y–R
L–B A
V B
GR–L C
R(*4) D
G–Y(*4) E
Y–R(*4) F
R(*4) G
G–Y(*4) H
Y–B(*4) I
L–W(*4) J
SB(*4) K
SB L
SB(*1) M
SB N
SB(*4) O
W–B P
W–B(*20) Q
W–B(*21) R
BK
Front Side Under the
Front Seat RH

H

1 LAND CRUISER (RHD)


41
LSWR
5
38 3Q
3 2Q
3 2G
11 2G
GR–L
L–B
V
9 BF4
2 BO4
A L–B
B V
C GR–L
D R(*4)
E G–Y(*4)
F Y–R(*4)
G R(*4)
H G–Y(*4)
I Y–B(*4)
J L–W(*4)
K SB(*4)
L SB
M SB(*1)
N SB
O SB(*4)
P W–B
Q W–B(*20)
R W–B(*21)

(Cont' d)

(Cont. next page)

Multiplex Communication System

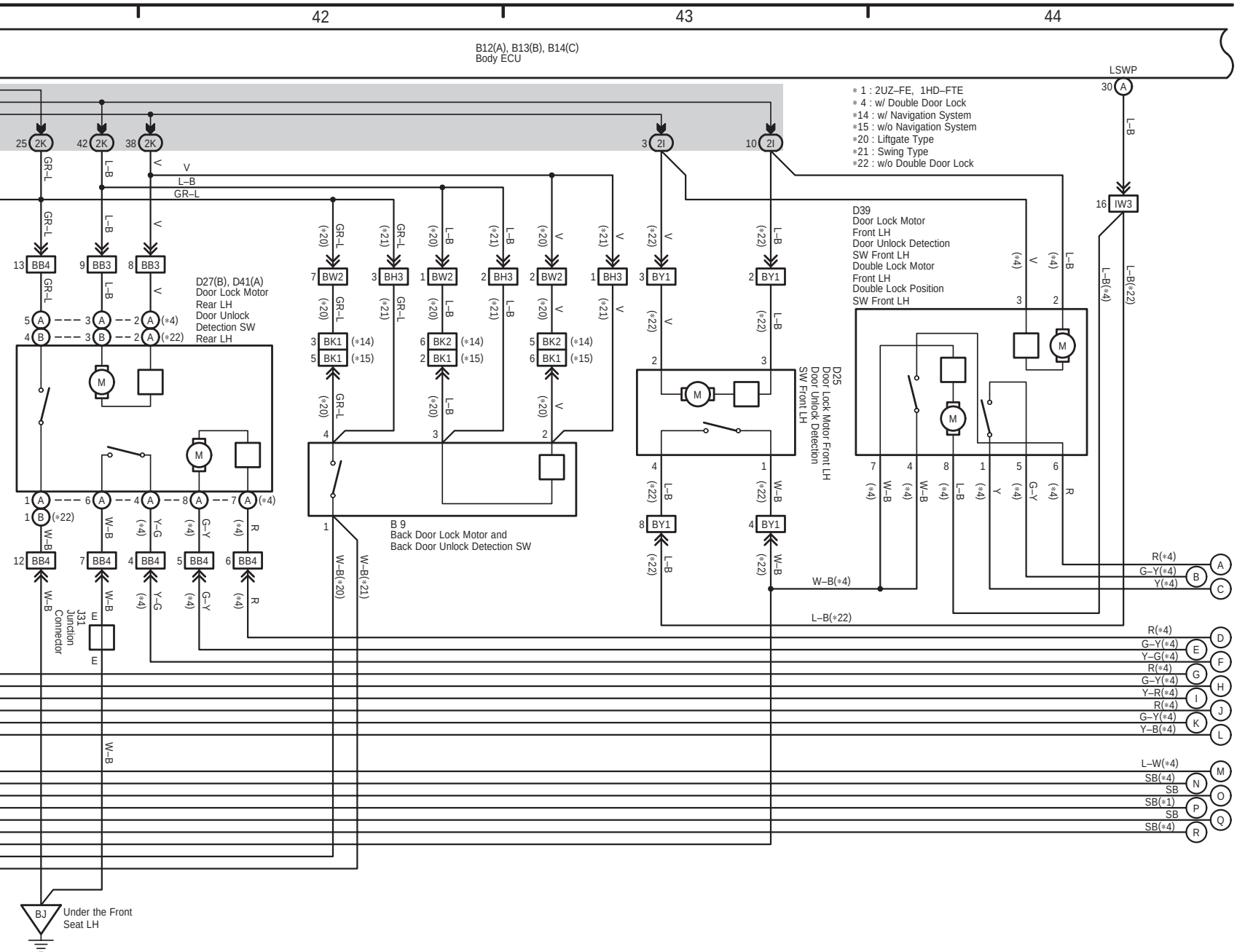
42
43
44
B12(A), B13(B), B14(C)
Body ECU
LSWP
30 A
25 2K
42 2K
38 2K
3 2I
10 2I
16 IW3
GR–L
L–B
V
13 BB4
9 BB3
8 BB3
D27(B), D41(A)
Door Lock Motor
Rear LH
Door Unlock
Detection SW
Rear LH
7 BW2
3 BH3
1 BW2
2 BH3
2 BW2
1 BH3
3 BY1
2 BY1
3 BK1 (∗14)
5 BK1 (∗15)
6 BK2 (∗14)
2 BK1 (∗15)
5 BK2 (∗14)
6 BK1 (∗15)
(∗20)
(∗21)
(∗22)
(∗4)
M
B 9
Back Door Lock Motor and
Back Door Unlock Detection SW
D25
Door Lock Motor Front LH
Door Unlock Detection
SW Front LH
D39
Door Lock Motor
Front LH
Door Unlock Detection
SW Front LH
Double Lock Motor
Front LH
Double Lock Position
SW Front LH
8 BY1
4 BY1
12 BB4
7 BB4
4 BB4
5 BB4
6 BB4
W–B
Y–G
G–Y
R
Y
L–B(∗4)
L–B(∗22)
W–B(∗4)
W–B(∗20)
W–B(∗21)
J31
Junction
Connector
E
R(∗4)
G–Y(∗4)
Y(∗4)
Y–G(∗4)
Y–R(∗4)
Y–B(∗4)
L–W(∗4)
SB(∗4)
SB
SB(∗1)
A
B
C
D
E
F
G
H
I
J
K
L
M
N
O
P
Q
R
BJ
Under the Front
Seat LH

∗ 1 : 2UZ–FE, 1HD–FTE
∗ 4 : w/ Double Door Lock
∗14 : w/ Navigation System
∗15 : w/o Navigation System
∗20 : Liftgate Type
∗21 : Swing Type
∗22 : w/o Double Door Lock

(Cont. next page)

Multiplex Communication System

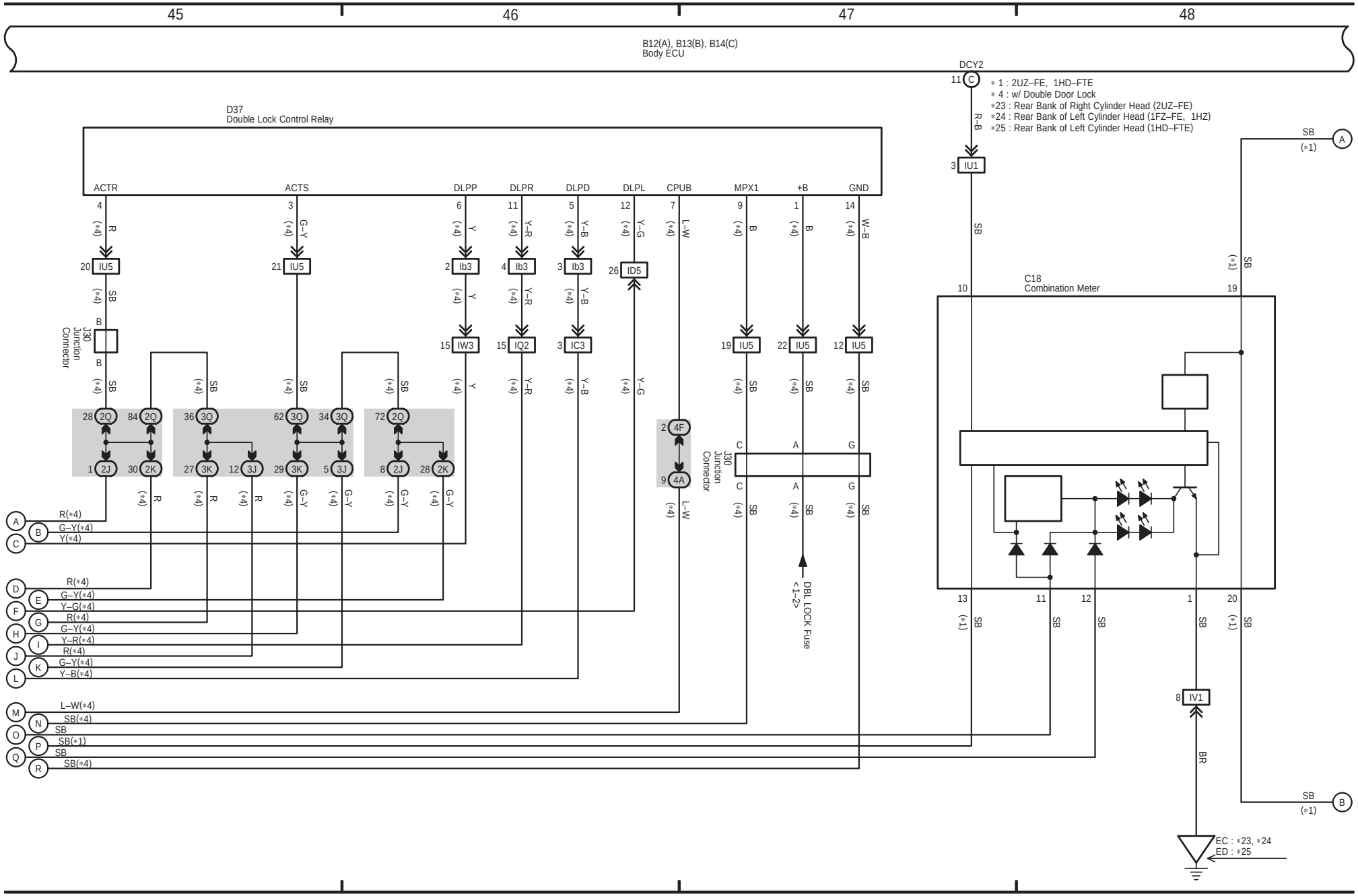
45
46
47
48
B12(A), B13(B), B14(C)
Body ECU
DCY2
11 C
∗ 1 : 2UZ–FE, 1HD–FTE
∗ 4 : w/ Double Door Lock
∗23 : Rear Bank of Right Cylinder Head (2UZ–FE)
∗24 : Rear Bank of Left Cylinder Head (1FZ–FE, 1HZ)
∗25 : Rear Bank of Left Cylinder Head (1HD–FTE)
D37
Double Lock Control Relay
ACTR
ACTS
DLPP
DLPR
DLPD
DLPL
CPUB
MPX1
+B
GND
R
G–Y
Y
Y–R
Y–B
Y–G
L–W
B
W–B
R–B
SB
(∗4)
(∗1)
20 IU5
21 IU5
2 Ib3
4 Ib3
3 Ib3
26 ID5
3 IU1
15 IW3
15 IQ2
3 IC3
19 IU5
22 IU5
12 IU5
J30
Junction
Connector
28 2Q
84 2Q
36 3Q
62 3Q
34 3Q
72 2Q
1 2J
30 2K
27 3K
12 3J
29 3K
5 3J
8 2J
28 2K
2 4F
9 4A
C
A
G
C18
Combination Meter
10
19
13
11
12
1
20
8 IV1
BR
DBL LOCK Fuse
<1–2>
EC : ∗23, ∗24
ED : ∗25
A
B
C
D
E
F
G
H
I
J
K
L
M
N
O
P
Q
R
R(∗4)
G–Y(∗4)
Y(∗4)
Y–G(∗4)
Y–R(∗4)
Y–B(∗4)
L–W(∗4)
SB(∗4)
SB(∗1)

(Cont. next page)

Multiplex Communication System

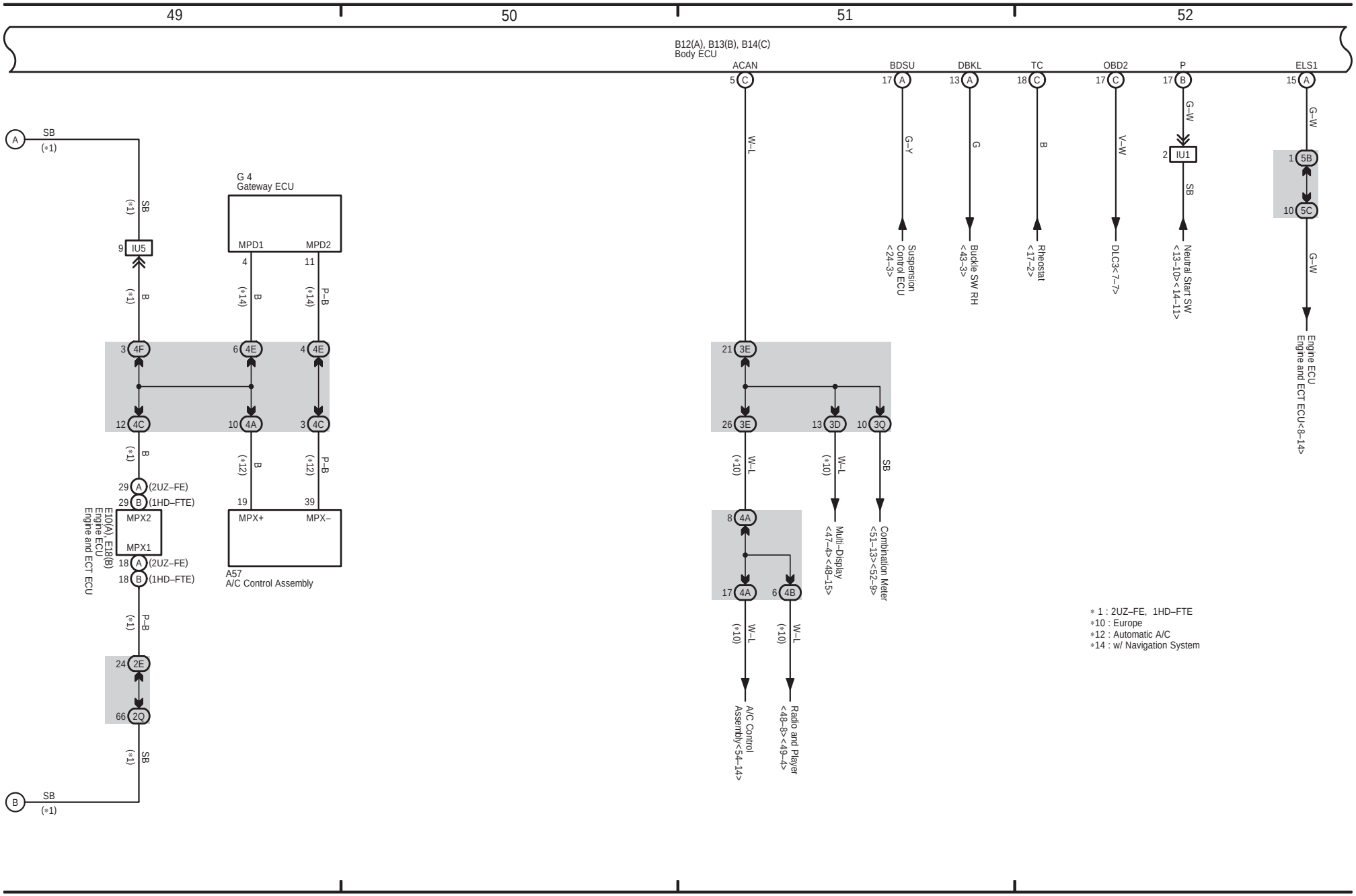
49
50
51
52
B12(A), B13(B), B14(C)
Body ECU
ACAN
BDSU
DBKL
TC
OBD2
P
ELS1
5 C
17 A
13 A
18 C
17 C
17 B
15 A
W–L
G–Y
G
B
V–W
G–W
SB
2 IU1
1 5B
10 5C
Suspension Control ECU <24–3>
Buckle SW RH <43–3>
Rheostat <17–2>
DLC3<7–7>
Neutral Start SW <13–10><14–11>
Engine ECU
Engine and ECT ECU<8–14>
A
SB
(∗1)
B
9 IU5
P–B
G 4
Gateway ECU
MPD1
MPD2
4
11
(∗14)
(∗12)
(∗10)
3 4F
6 4E
4 4E
12 4C
10 4A
3 4C
29 A (2UZ–FE)
29 B (1HD–FTE)
MPX2
MPX1
18 A (2UZ–FE)
18 B (1HD–FTE)
E10(A), E18(B)
Engine ECU
Engine and ECT ECU
19
39
MPX+
MPX–
A57
A/C Control Assembly
24 2E
66 2Q
21 3E
26 3E
13 3D
10 3Q
8 4A
17 4A
6 4B
Multi–Display <47–4><48–15>
Combination Meter <51–13><52–9>
A/C Control Assembly<54–14>
Radio and Player <48–8><49–4>

∗ 1 : 2UZ–FE, 1HD–FTE
∗10 : Europe
∗12 : Automatic A/C
∗14 : w/ Navigation System

1 LAND CRUISER (RHD) (Cont' d)

Multiplex Communication System

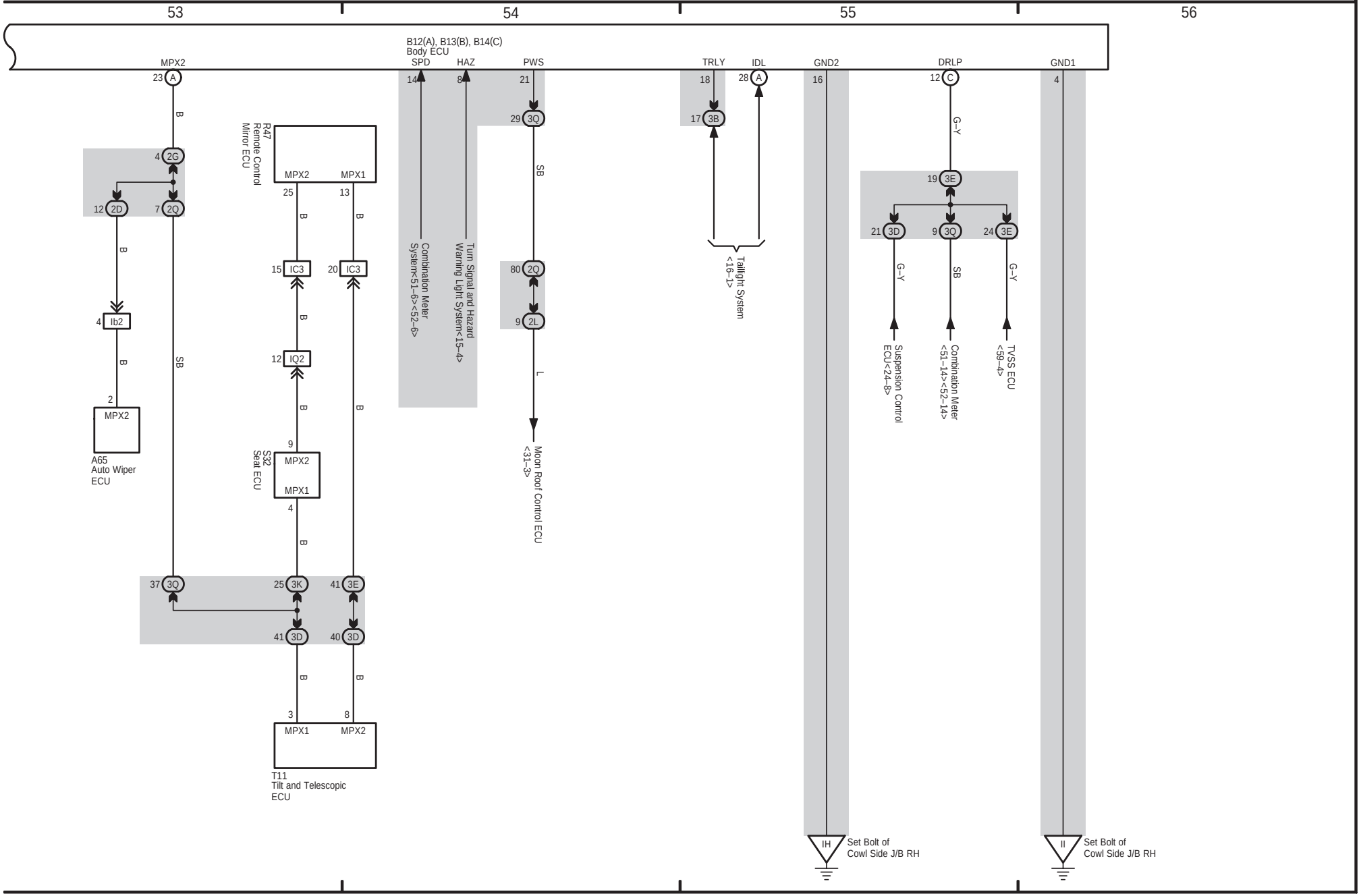
53
54
55
56
B12(A), B13(B), B14(C)
Body ECU
MPX2
23 A
SPD
14
HAZ
8
PWS
21
TRLY
18
IDL
28 A
GND2
16
DRLP
12 C
GND1
4
B
4 2G
12 2D
7 2Q
B
4 Ib2
B
2
MPX2
A65
Auto Wiper
ECU
SB
R47
Remote Control
Mirror ECU
MPX2
MPX1
25
13
B
B
15 IC3
20 IC3
B
12 IQ2
B
B
9
MPX2
S32
Seat ECU
MPX1
4
B
37 3Q
25 3K
41 3E
41 3D
40 3D
B
B
3
8
MPX1
MPX2
T11
Tilt and Telescopic
ECU
Combination Meter
System<51–6><52–6>
Turn Signal and Hazard
Warning Light System<15–4>
29 3Q
SB
80 2Q
9 2L
L
Moon Roof Control ECU
<31–3>
17 3B
Taillight System
<16–1>
G–Y
19 3E
21 3D
9 3Q
24 3E
G–Y
SB
G–Y
Suspension Control
ECU<24–8>
Combination Meter
<51–14><52–14>
TVSS ECU
<59–4>
IH
Set Bolt of
Cowl Side J/B RH
II
Set Bolt of
Cowl Side J/B RH