1 LAND CRUISER (RHD)

(Cont. next Page)

Power Source

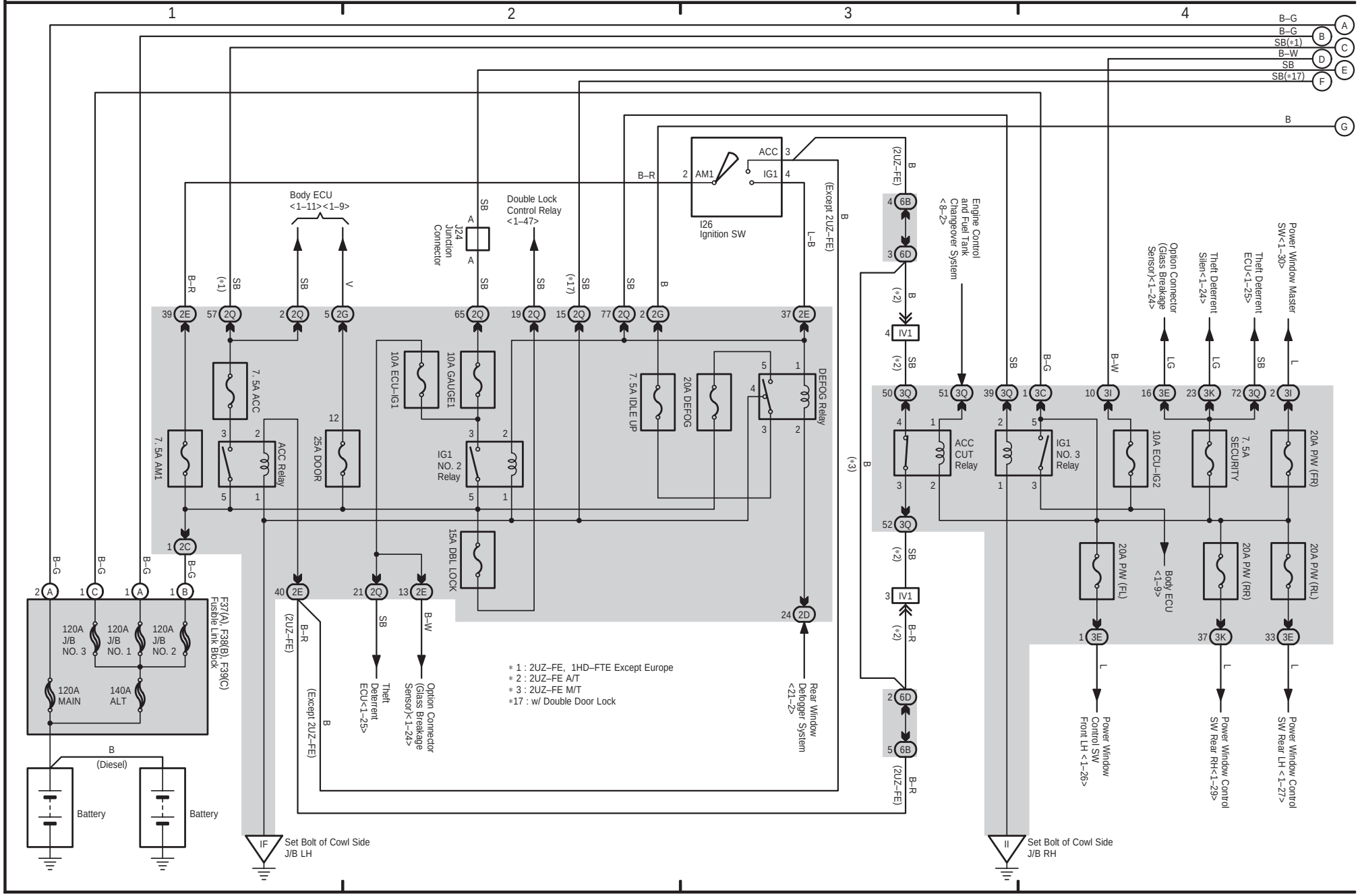
1
2
3
4
A B–G
B B–G
C SB(*1)
D B–W
E SB
F SB(*17)
G B
F37(A), F38(B), F39(C) Fusible Link Block
120A J/B NO. 3
120A J/B NO. 1
120A J/B NO. 2
120A MAIN
140A ALT
Battery
Battery
B (Diesel)
7. 5A AM1
7. 5A ACC
ACC Relay
25A DOOR
10A ECU–IG1
10A GAUGE1
IG1 NO. 2 Relay
15A DBL LOCK
7. 5A IDLE UP
20A DEFOG
DEFOG Relay
Body ECU <1–11><1–9>
J24 Junction Connector
Double Lock Control Relay <1–47>
I26 Ignition SW
AM1
ACC
IG1
B–R
L–B
(Except 2UZ–FE)
(2UZ–FE)
IV1
Engine Control and Fuel Tank Changeover System <8–2>
Option Connector (Glass Breakage Sensor)<1–24>
Theft Deterrent Silent<1–24>
Theft Deterrent ECU<1–25>
Power Window Master SW<1–30>
ACC CUT Relay
IG1 NO. 3 Relay
10A ECU–IG2
7. 5A SECURITY
20A P/W (FR)
20A P/W (FL)
20A P/W (RR)
20A P/W (RL)
Body ECU <1–9>
Theft Deterrent ECU<1–25>
Option Connector (Glass Breakage Sensor)<1–24>
Rear Window Defogger System <21–2>
Power Window Control SW Front LH <1–26>
Power Window Control SW Rear RH<1–29>
Power Window Control SW Rear LH <1–27>
IF Set Bolt of Cowl Side J/B LH
II Set Bolt of Cowl Side J/B RH

＊1 : 2UZ–FE, 1HD–FTE Except Europe
＊2 : 2UZ–FE A/T
＊3 : 2UZ–FE M/T
＊17 : w/ Double Door Lock

(Cont. next page)

∗1 : 2UZ–FE, 1HD–FTE Except Europe
∗4 : w/ Moon Roof
∗5 : w/o Moon Roof and w/ Overhead Console
∗6 : w/o Moon Roof and w/o Overhead Console
∗17 : w/ Double Door Lock

Multiplex Communication System

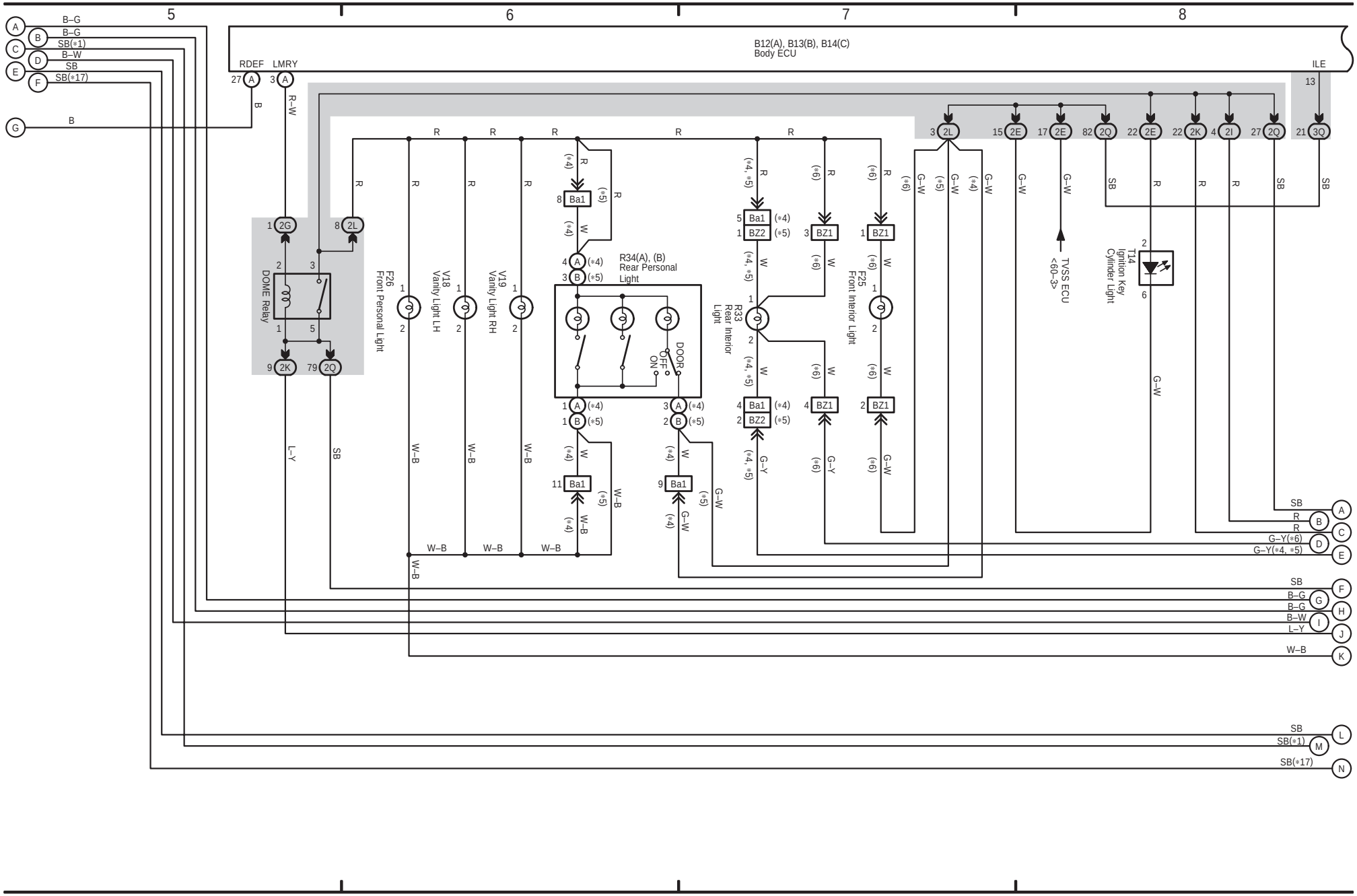
5
6
7
8
B12(A), B13(B), B14(C)
Body ECU
RDEF
LMRY
ILE
DOME Relay
F26
Front Personal Light
V18
Vanity Light LH
V19
Vanity Light RH
R34(A), (B)
Rear Personal Light
DOOR
OFF
ON
R33
Rear Interior Light
F25
Front Interior Light
TVSS ECU
<60–3>
T14
Ignition Key Cylinder Light
Ba1
BZ1
BZ2
2G
2L
2K
2Q
2E
2I
3Q
B–G
SB(∗1)
B–W
SB
SB(∗17)
R–W
L–Y
W–B
G–W
G–Y
G–Y(∗6)
G–Y(∗4, ∗5)
A
B
C
D
E
F
G
H
I
J
K
L
M
N

∗ 1 : 2UZ–FE, 1HD–FTE Except Europe
∗ 4 : w/ Moon Roof
∗ 5 : w/o Moon Roof w/ Overhead Console
∗ 6 : w/o Moon Roof w/o Overhead Console
∗17 : w/ Double Door Lock

Multiplex Communication System

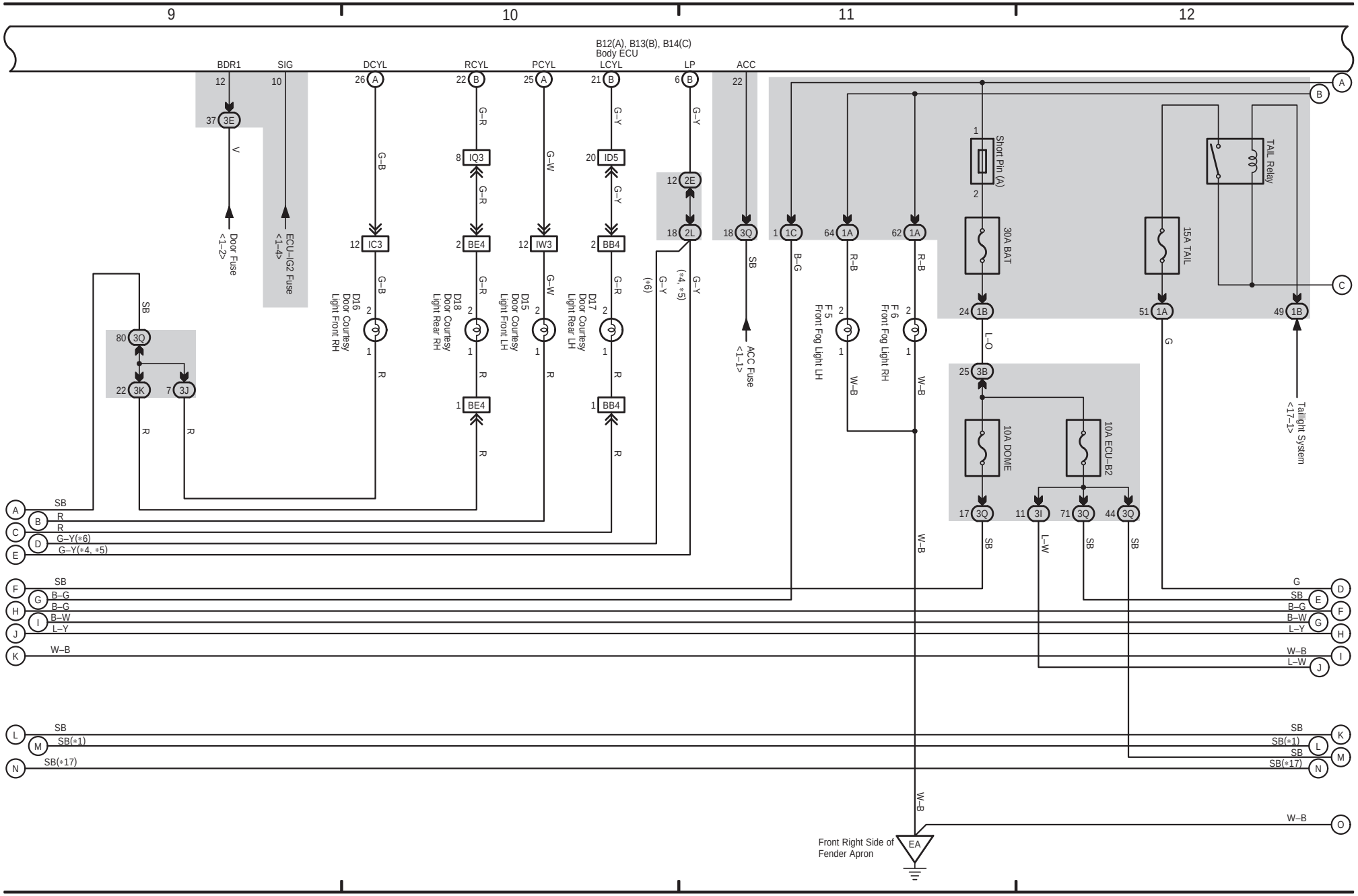
9
10
11
12
B12(A), B13(B), B14(C)
Body ECU
BDR1
SIG
DCYL
RCYL
PCYL
LCYL
LP
ACC
Door Fuse <1–2>
ECU–IG2 Fuse <1–4>
D16 Door Courtesy Light Front RH
D18 Door Courtesy Light Rear RH
D15 Door Courtesy Light Front LH
D17 Door Courtesy Light Rear LH
ACC Fuse <1–1>
F 5 Front Fog Light LH
F 6 Front Fog Light RH
Short Pin (A)
30A BAT
15A TAIL
TAIL Relay
10A DOME
10A ECU–B2
Taillight System <17–1>
Front Right Side of Fender Apron
EA
IC3
IQ3
BE4
IW3
ID5
BB4
3E
2E
2L
3Q
3K
3J
1C
1A
1B
3B
3I
SB
R
G–Y(∗6)
G–Y(∗4, ∗5)
B–G
B–W
L–Y
W–B
L–W
G
SB(∗1)
SB(∗17)
G–B
G–R
G–W
G–Y
R–B
L–O
V

1 LAND CRUISER (RHD) (Cont' d)

(Cont. next page)

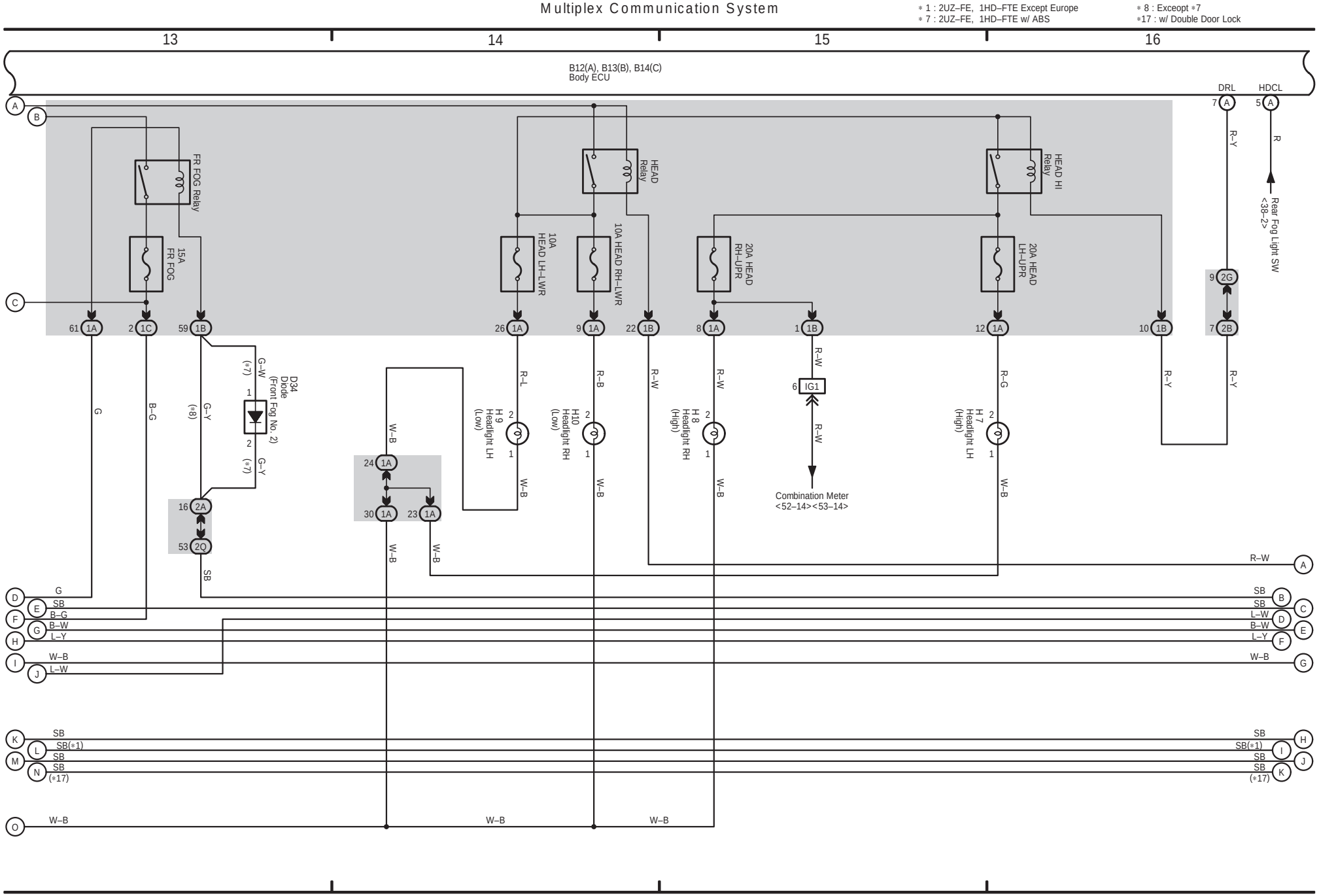
Multiplex Communication System
∗ 1 : 2UZ–FE, 1HD–FTE Except Europe
∗ 7 : 2UZ–FE, 1HD–FTE w/ ABS
∗ 8 : Exceopt ∗7
∗17 : w/ Double Door Lock
13
14
15
16
B12(A), B13(B), B14(C)
Body ECU
DRL
HDCL
FR FOG Relay
15A FR FOG
HEAD Relay
HEAD HI Relay
10A HEAD LH–LWR
10A HEAD RH–LWR
20A HEAD RH–UPR
20A HEAD LH–UPR
Rear Fog Light SW <38–2>
D34 Diode (Front Fog No. 2)
H 9 Headlight LH (Low)
H10 Headlight RH (Low)
H 8 Headlight RH (High)
H 7 Headlight LH (High)
IG1
Combination Meter <52–14><53–14>
61 1A
2 1C
59 1B
26 1A
9 1A
22 1B
8 1A
1 1B
12 1A
10 1B
7 2B
9 2G
7 A
5 A
16 2A
53 2Q
24 1A
30 1A
23 1A
G
B–G
G–Y
G–W
(∗7)
(∗8)
W–B
R–L
R–B
R–W
R–G
R–Y
R
SB
SB(∗1)
(∗17)
B–W
L–Y
L–W
A
B
C
D
E
F
G
H
I
J
K
L
M
N
O

∗ 1 : 2UZ–FE, 1HD–FTE Except Europe
∗ 9 : Europe
∗10 : Except Europe
∗13 : Automatic A/C
∗17 : w/ Double Door Lock

Multiplex Communication System

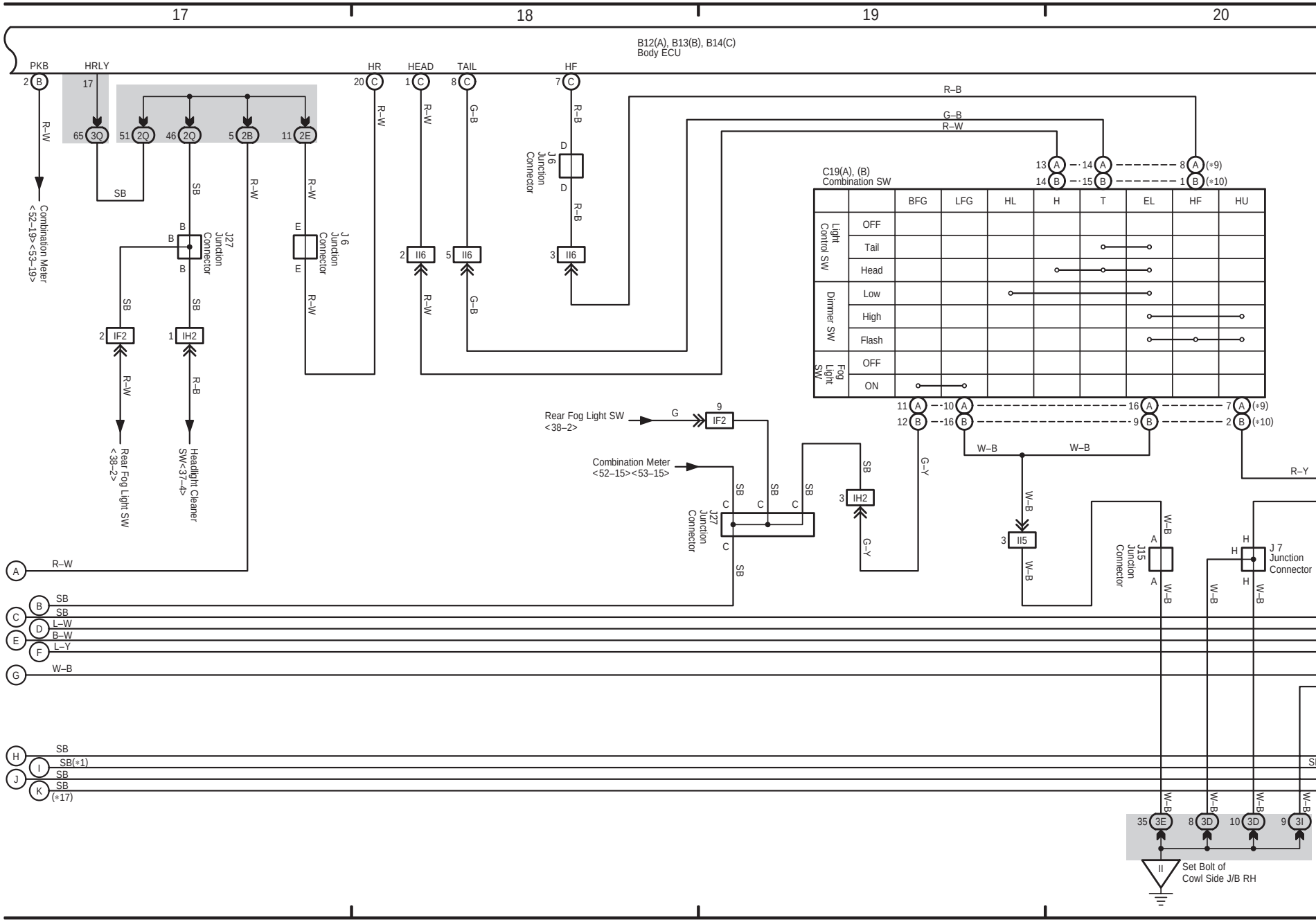
17
18
19
20
B12(A), B13(B), B14(C)
Body ECU
PKB
HRLY
HR
HEAD
TAIL
HF
2 B
17
20 C
1 C
8 C
7 C
R–W
65 3Q
51 2Q
46 2Q
5 2B
11 2E
SB
R–B
G–B
Combination Meter <52–19><53–19>
J27 Junction Connector
J 6 Junction Connector
II6
IF2
IH2
Rear Fog Light SW <38–2>
Headlight Cleaner SW<37–4>
C19(A), (B)
Combination SW
BFG
LFG
HL
H
T
EL
HF
HU
Light Control SW
OFF
Tail
Head
Dimmer SW
Low
High
Flash
Fog Light SW
ON
13 A
14 A
8 A (∗9)
14 B
15 B
1 B (∗10)
11 A
10 A
16 A
7 A (∗9)
12 B
16 B
9 B
2 B (∗10)
Rear Fog Light SW <38–2>
G
9
Combination Meter <52–15><53–15>
G–Y
W–B
R–Y
II5
IH2
J15 Junction Connector
J 7 Junction Connector
A
B
C
D
E
F
G
H
I
J
K
L–W
B–W
L–Y
SB(∗1)
(∗17)
35 3E
8 3D
10 3D
9 3I
II
Set Bolt of Cowl Side J/B RH

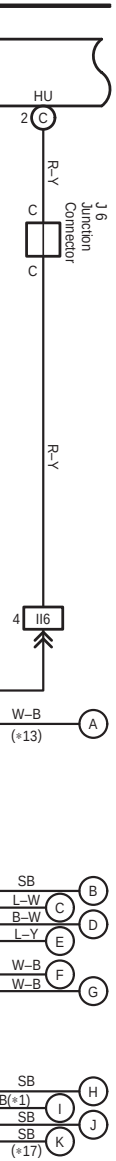
HU
2 C
R–Y
C
J 6 Junction Connector
C
R–Y
4 II6
W–B
(*13)
A
SB
B
L–W
C
B–W
D
L–Y
E
W–B
F
W–B
G
SB
H
B(*1)
I
SB
J
SB
(*17)
K

1 LAND CRUISER (RHD) (Cont' d)

* 1 : 2UZ–FE, 1HD–FTE Except Europe
*13 : Automatic A/C
*14 : Manual A/C
*15 : w/ Navigation System

Multiplex Communication System

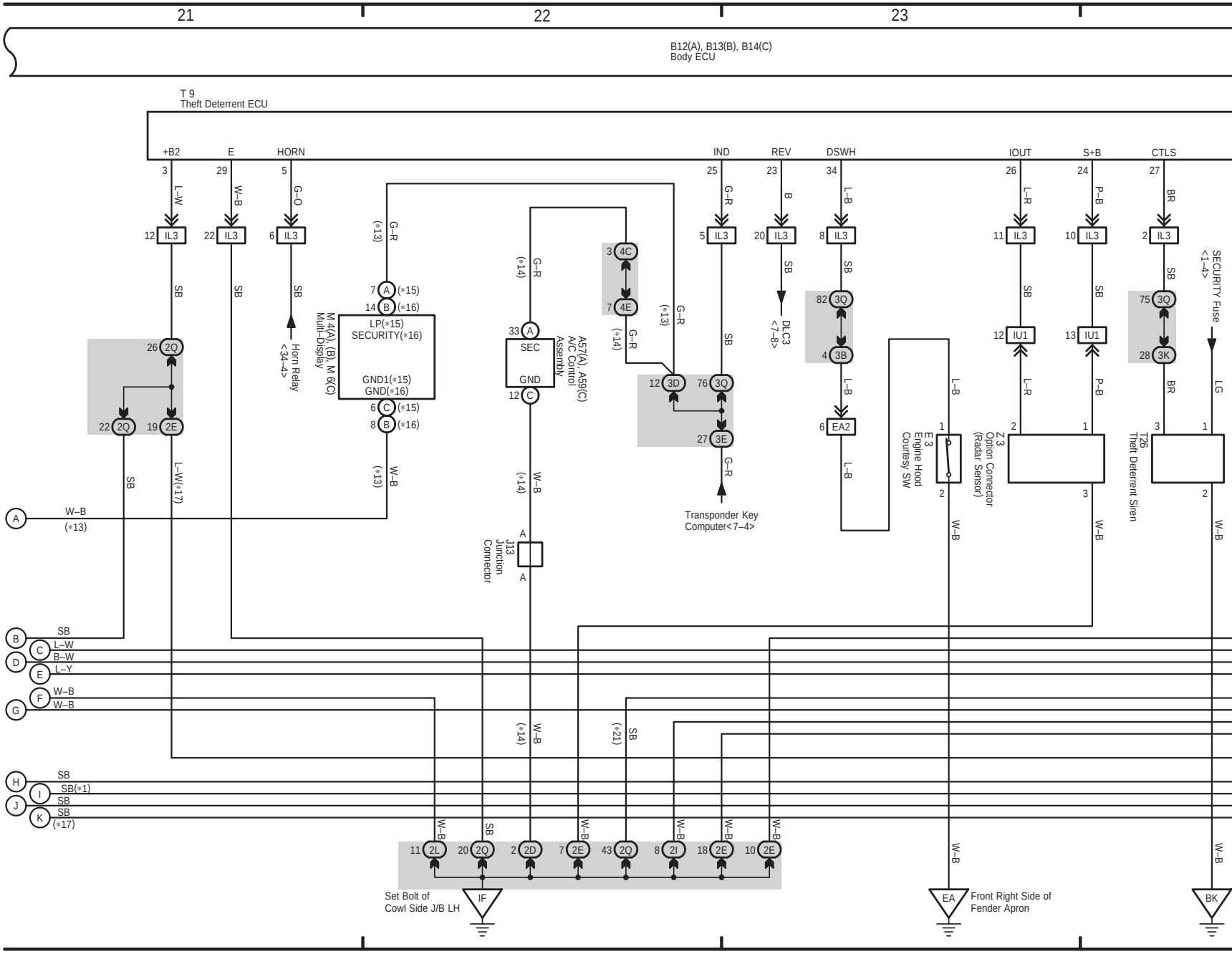
21
22
23
B12(A), B13(B), B14(C)
Body ECU
T 9
Theft Deterrent ECU
+B2
E
HORN
IND
REV
DSWH
IOUT
S+B
CTLS
3
29
5
25
23
34
26
24
27
L–W
W–B
G–O
G–R
B
L–B
L–R
P–B
BR
12 IL3
22 IL3
6 IL3
5 IL3
20 IL3
8 IL3
11 IL3
10 IL3
2 IL3
SB
Horn Relay <34–4>
DLC3 <7–8>
SECURITY Fuse <1–4>
26 2Q
22 2Q
19 2E
L–W(*17)
(*13) G–R
7 A (*15)
14 B (*16)
LP(*15)
SECURITY(*16)
GND1(*15)
GND(*16)
6 C (*15)
8 B (*16)
M 4(A), (B), M 6(C) Multi–Display
(*13) W–B
(*14) G–R
33 A
SEC
GND
12 C
A57(A), A59(C) A/C Control Assembly
(*14) W–B
J13 Junction Connector
3 4C
7 4E
(*14) G–R
(*13) G–R
12 3D
76 3Q
27 3E
G–R
Transponder Key Computer<7–4>
82 3Q
4 3B
6 EA2
L–B
E 3 Engine Hood Courtesy SW
Z 3 Option Connector (Radar Sensor)
T26 Theft Deterrent Siren
12 IU1
13 IU1
75 3Q
28 3K
LG
W–B
A
W–B
(*13)
B
SB
C
L–W
D
B–W
E
L–Y
F
W–B
G
W–B
H
SB
I
SB(*1)
J
SB
K
SB
(*17)
(*14) W–B
(*21) SB
11 2L
20 2Q
2 2D
7 2E
43 2Q
8 2I
18 2E
10 2E
IF
Set Bolt of Cowl Side J/B LH
EA
Front Right Side of Fender Apron
BK

(Cont. next page)

∗16 : w/o Navigation System
∗17 : w/ Double Door Lock
∗21 : w/o Power Window

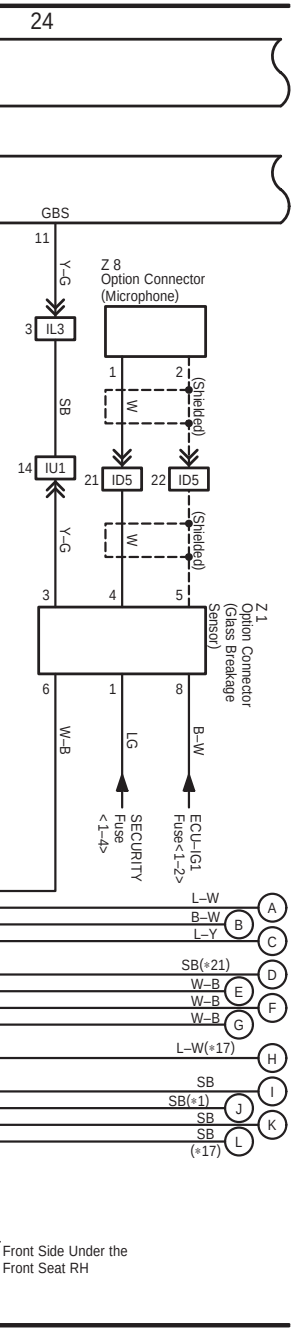

24
GBS
11
Y–G
3 IL3
SB
14 IU1
Y–G
Z 8
Option Connector
(Microphone)
1
2
W
(Shielded)
21 ID5
22 ID5
W
(Shielded)
3
4
5
Z 1
Option Connector
(Glass Breakage
Sensor)
6
1
8
W–B
LG
B–W
SECURITY
Fuse
<1–4>
ECU–IG1
Fuse<1–2>
L–W
A
B–W
B
L–Y
C
SB(∗21)
D
W–B
E
W–B
F
W–B
G
L–W(∗17)
H
SB
I
SB(∗1)
J
SB
K
SB
(∗17)
L
Front Side Under the
Front Seat RH

1 LAND CRUISER (RHD) (Cont' d)

Multiplex Communication System

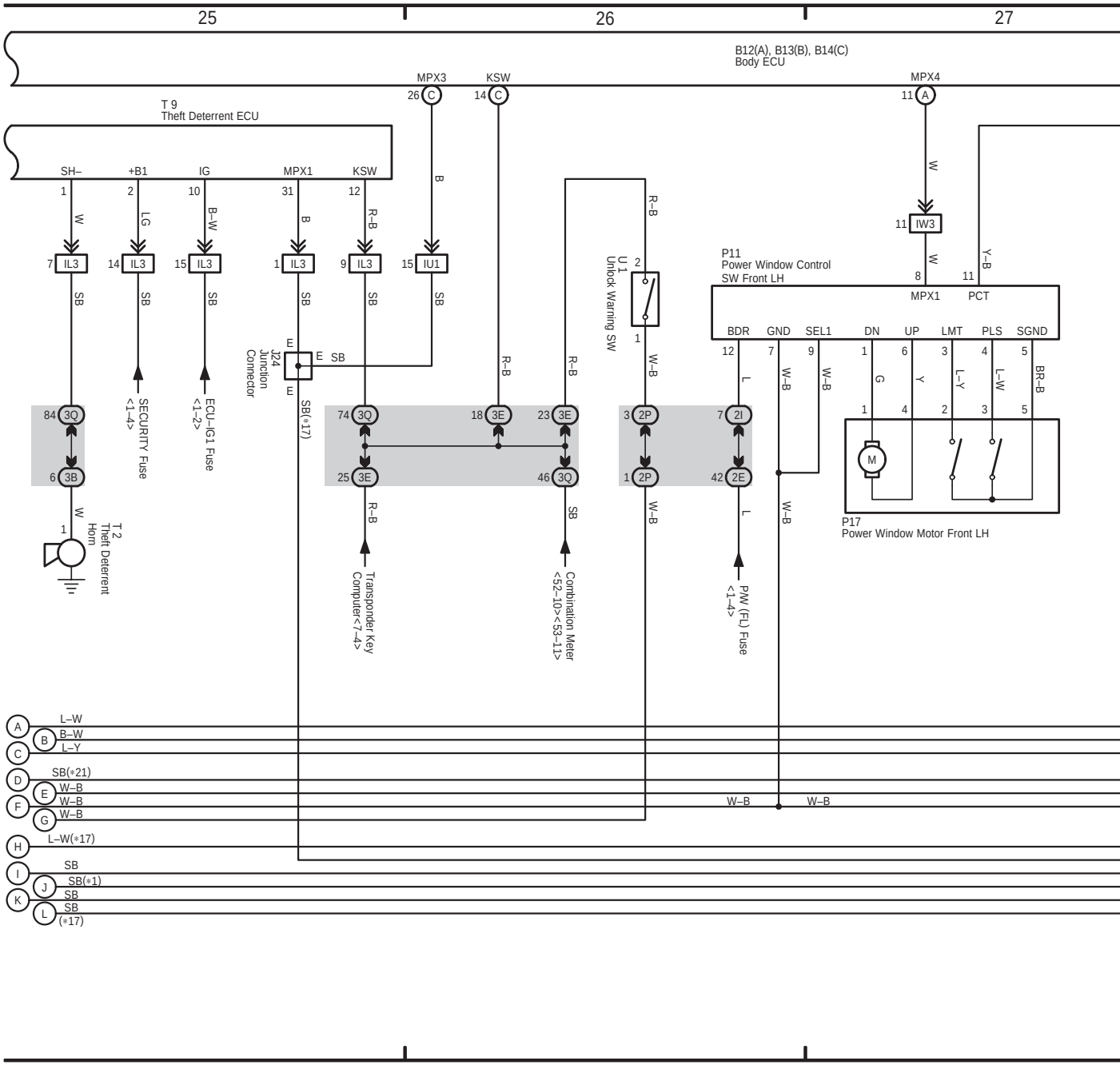

25
26
27
B12(A), B13(B), B14(C)
Body ECU
MPX3
KSW
MPX4
26 C
14 C
11 A
T 9
Theft Deterrent ECU
SH–
+B1
IG
MPX1
KSW
1
2
10
31
12
W
LG
B–W
B
R–B
B
7 IL3
14 IL3
15 IL3
1 IL3
9 IL3
15 IU1
SB
SB
SB
SB
SB
SB
R–B
W
11 IW3
W
Y–B
U 1
Unlock Warning SW
2
1
W–B
P11
Power Window Control
SW Front LH
8
11
MPX1
PCT
BDR
GND
SEL1
DN
UP
LMT
PLS
SGND
12
7
9
1
6
3
4
5
L
W–B
W–B
G
Y
L–Y
L–W
BR–B
1
4
2
3
5
M
P17
Power Window Motor Front LH
J24
Junction
Connector
E
E
E
SB
SB(∗17)
SECURITY Fuse
<1–4>
ECU–IG1 Fuse
<1–2>
R–B
R–B
84 3Q
6 3B
74 3Q
18 3E
23 3E
25 3E
46 3Q
3 2P
1 2P
7 2I
42 2E
W
1
T 2
Theft Deterrent
Horn
R–B
SB
W–B
L
W–B
Transponder Key
Computer<7–4>
Combination Meter
<52–10><53–11>
P/W (FL) Fuse
<1–4>
A
L–W
B
B–W
C
L–Y
D
SB(∗21)
E
W–B
F
W–B
G
W–B
H
L–W(∗17)
I
SB
J
SB(∗1)
K
SB
L
SB
(∗17)
W–B
W–B

(Cont. next page)

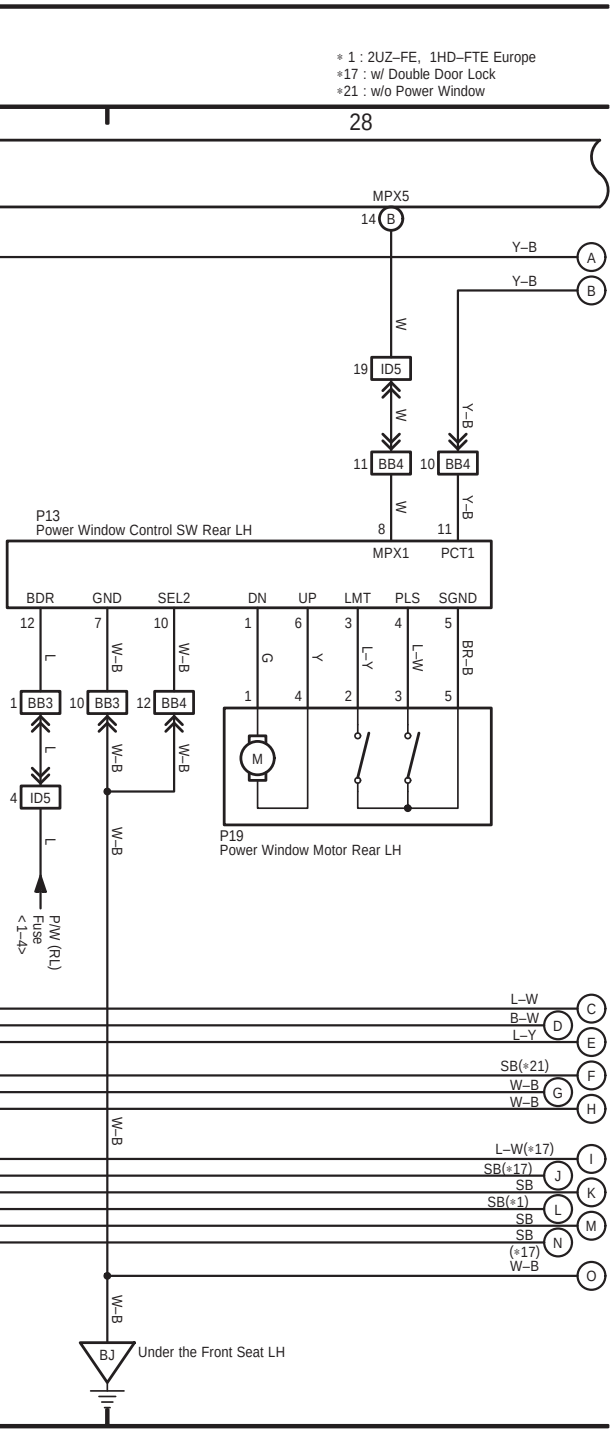
∗ 1 : 2UZ–FE, 1HD–FTE Europe
∗17 : w/ Double Door Lock
∗21 : w/o Power Window
28
MPX5
14 B
Y–B
A
Y–B
B
W
19 ID5
W
Y–B
11 BB4
10 BB4
P13
Power Window Control SW Rear LH
8
11
MPX1
PCT1
BDR
GND
SEL2
DN
UP
LMT
PLS
SGND
12
7
10
1
6
3
4
5
L
W–B
W–B
G
Y
L–Y
L–W
BR–B
1 BB3
10 BB3
12 BB4
1
4
2
3
5
M
4 ID5
L
P19
Power Window Motor Rear LH
P/W (RL) Fuse <1–4>
L–W
C
B–W
D
L–Y
E
SB(∗21)
F
W–B
G
W–B
H
L–W(∗17)
I
SB(∗17)
J
SB
K
SB(∗1)
L
SB
M
SB (∗17)
N
W–B
O
BJ
Under the Front Seat LH

1 LAND CRUISER (RHD) (Cont' d)

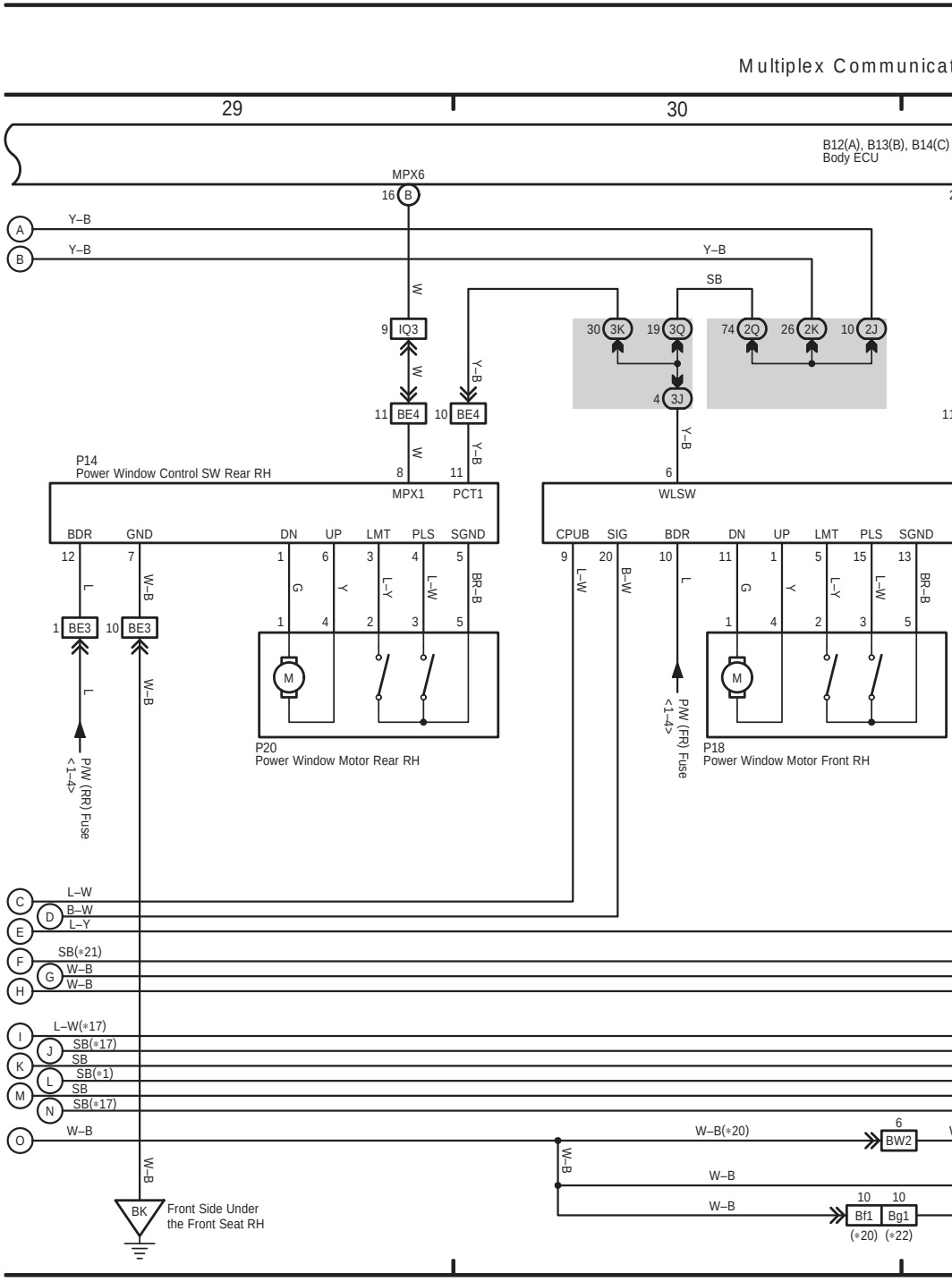
Multiplex Communicat
29
30
B12(A), B13(B), B14(C)
Body ECU
MPX6
16 B
A
Y–B
B
Y–B
Y–B
SB
W
9 IQ3
30 3K
19 3Q
74 2Q
26 2K
10 2J
4 3J
Y–B
11 BE4
10 BE4
P14
Power Window Control SW Rear RH
8
11
MPX1
PCT1
BDR
GND
DN
UP
LMT
PLS
SGND
12
7
1
6
3
4
5
L
W–B
G
Y
L–Y
L–W
BR–B
1 BE3
10 BE3
M
P20
Power Window Motor Rear RH
P/W (RR) Fuse <1–4>
6
WLSW
CPUB
SIG
BDR
DN
UP
LMT
PLS
SGND
9
20
10
11
1
5
15
13
L–W
B–W
L
G
Y
L–Y
L–W
BR–B
P/W (FR) Fuse <1–4>
P18
Power Window Motor Front RH
C
L–W
D
B–W
E
L–Y
F
SB(∗21)
G
W–B
H
W–B
I
L–W(∗17)
J
SB(∗17)
K
SB
L
SB(∗1)
M
SB
N
SB(∗17)
O
W–B
W–B(∗20)
6 BW2
W–B
W–B
10 10
Bf1 Bg1
(∗20) (∗22)
BK
Front Side Under the Front Seat RH

(Cont. next page)

tion System

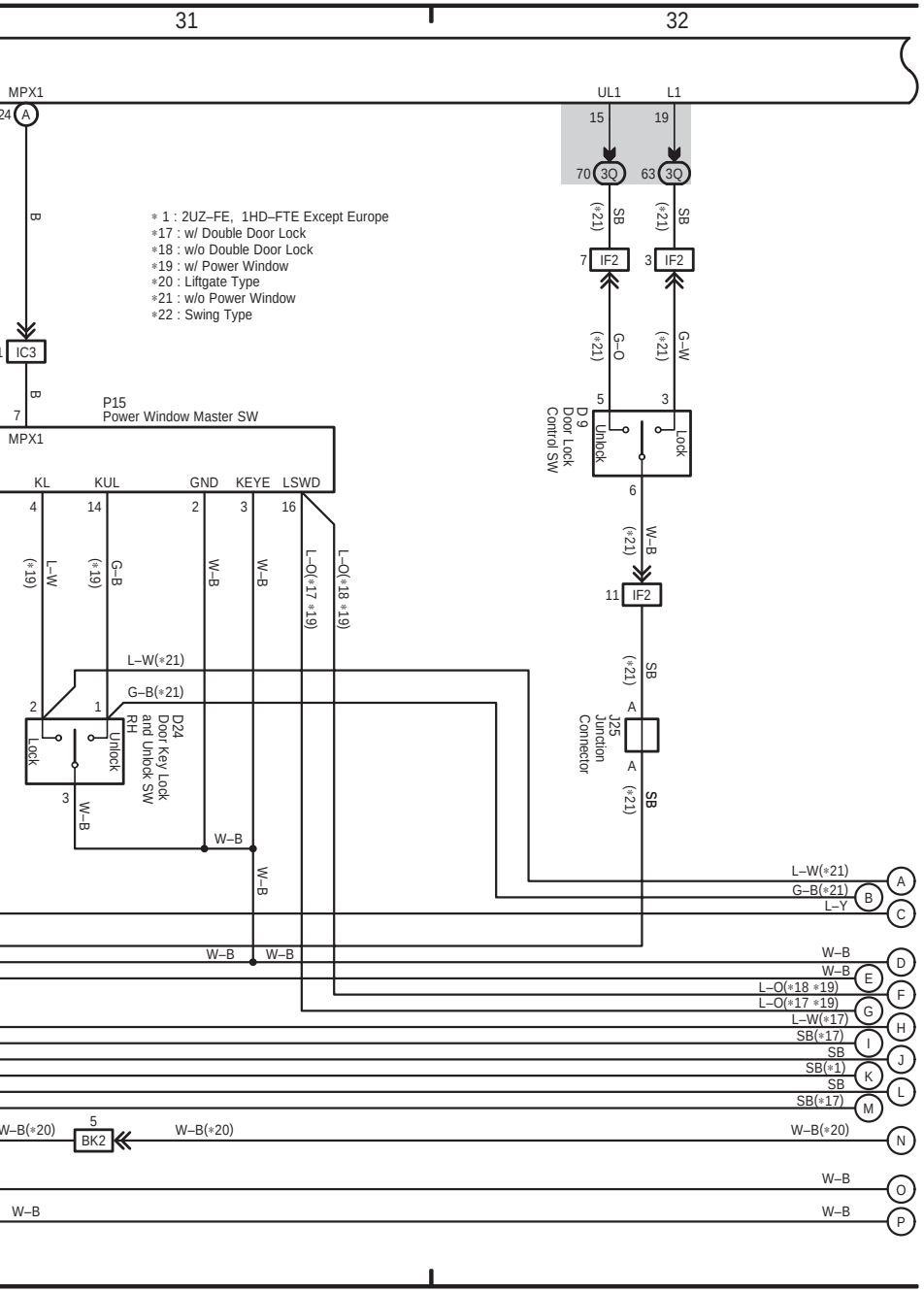
31
32
MPX1
24 A
B
IC3
7
MPX1
P15
Power Window Master SW
KL KUL GND KEYE LSWD
4 14 2 3 16
L–W (*19)
G–B (*19)
W–B
W–B
L–O(*17 *19)
L–O(*18 *19)
L–W(*21)
G–B(*21)
D24
Door Key Lock and Unlock SW RH
Lock
Unlock
W–B
BK2
5
W–B(*20)
UL1 L1
15 19
70 3Q 63 3Q
SB (*21)
7 IF2 3 IF2
G–O (*21)
G–W (*21)
5 3
D 9
Door Lock Control SW
Unlock Lock
6
W–B (*21)
11 IF2
SB (*21)
J25
Junction Connector
A
* 1 : 2UZ–FE, 1HD–FTE Except Europe
*17 : w/ Double Door Lock
*18 : w/o Double Door Lock
*19 : w/ Power Window
*20 : Liftgate Type
*21 : w/o Power Window
*22 : Swing Type
L–W(*21) A
G–B(*21) B
L–Y C
W–B D
W–B E
L–O(*18 *19) F
L–O(*17 *19) G
L–W(*17) H
SB(*17) I
SB J
SB(*1) K
SB L
SB(*17) M
W–B(*20) N
W–B O
W–B P

1 LAND CRUISER (RHD) (Cont' d)

Multiplex Commu

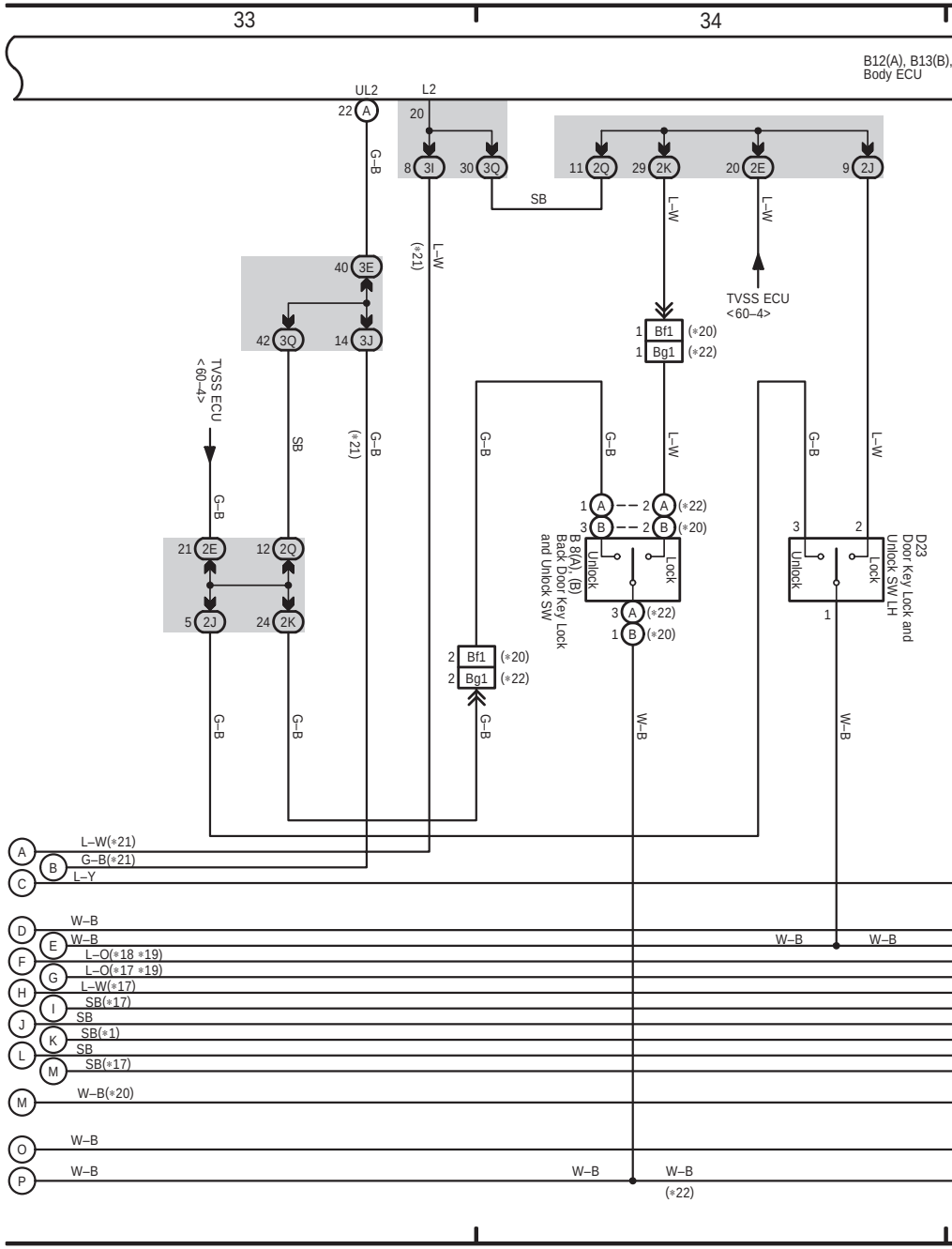
33
34
B12(A), B13(B),
Body ECU
UL2 L2
22 A
20
8 3I 30 3Q
11 2Q 29 2K 20 2E 9 2J
SB
G–B
L–W (*21)
L–W
L–W
TVSS ECU <60–4>
40 3E
42 3Q 14 3J
SB
G–B (*21)
TVSS ECU <60–4>
G–B
21 2E 12 2Q
5 2J 24 2K
1 Bf1 (*20)
1 Bg1 (*22)
G–B
G–B
L–W
1 A 2 A (*22)
3 B 2 B (*20)
B 8(A), (B)
Back Door Key Lock and Unlock SW
Unlock Lock
3 A (*22)
1 B (*20)
2 Bf1 (*20)
2 Bg1 (*22)
D23
Door Key Lock and Unlock SW LH
Unlock Lock
3 2 1
W–B
W–B
A L–W(*21)
B G–B(*21)
C L–Y
D W–B
E W–B
F L–O(*18 *19)
G L–O(*17 *19)
H L–W(*17)
I SB(*17)
J SB
K SB(*1)
L SB
M SB(*17)
M W–B(*20)
O W–B
P W–B
W–B W–B
(*22)

(Cont. next page)

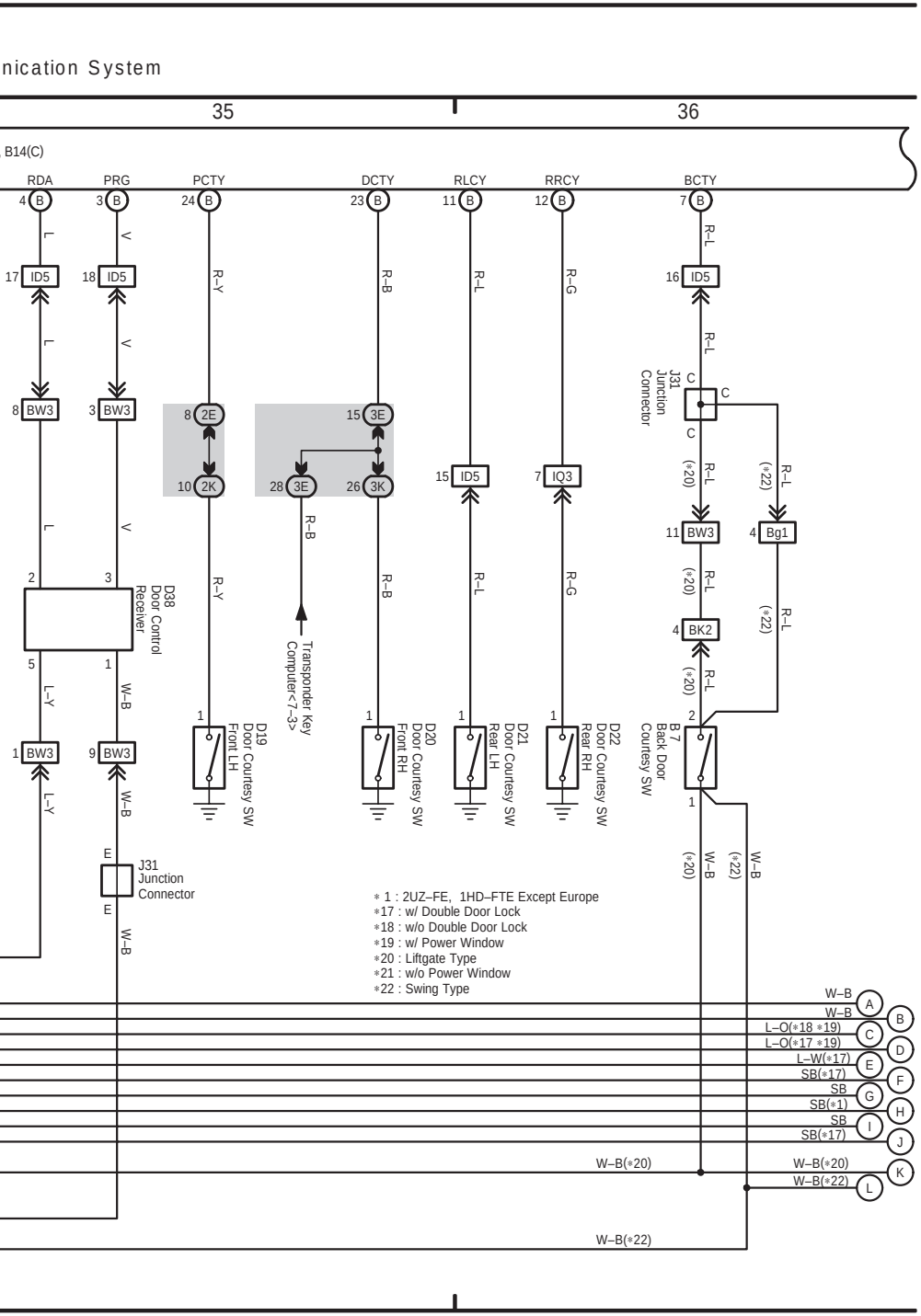

nication System
35
36
B14(C)
RDA
PRG
PCTY
DCTY
RLCY
RRCY
BCTY
ID5
BW3
2E
2K
3E
3K
IQ3
J31 Junction Connector
Bg1
BK2
D38 Door Control Receiver
Transponder Key Computer<7-3>
D19 Door Courtesy SW Front LH
D20 Door Courtesy SW Front RH
D21 Door Courtesy SW Rear LH
D22 Door Courtesy SW Rear RH
B 7 Back Door Courtesy SW
L
V
R-Y
R-B
R-L
R-G
L-Y
W-B
(*20)
(*22)
W-B
L-O(*18 *19)
L-O(*17 *19)
L-W(*17)
SB(*17)
SB
SB(*1)
W-B(*20)
W-B(*22)
A
B
C
D
E
F
G
H
I
J
K
L

∗ 1 : 2UZ–FE, 1HD–FTE Except Europe
∗17 : w/ Double Door Lock
∗18 : w/o Double Door Lock
∗19 : w/ Power Window
∗20 : Liftgate Type
∗21 : w/o Power Window
∗22 : Swing Type

1 LAND CRUISER (RHD) (Cont' d)

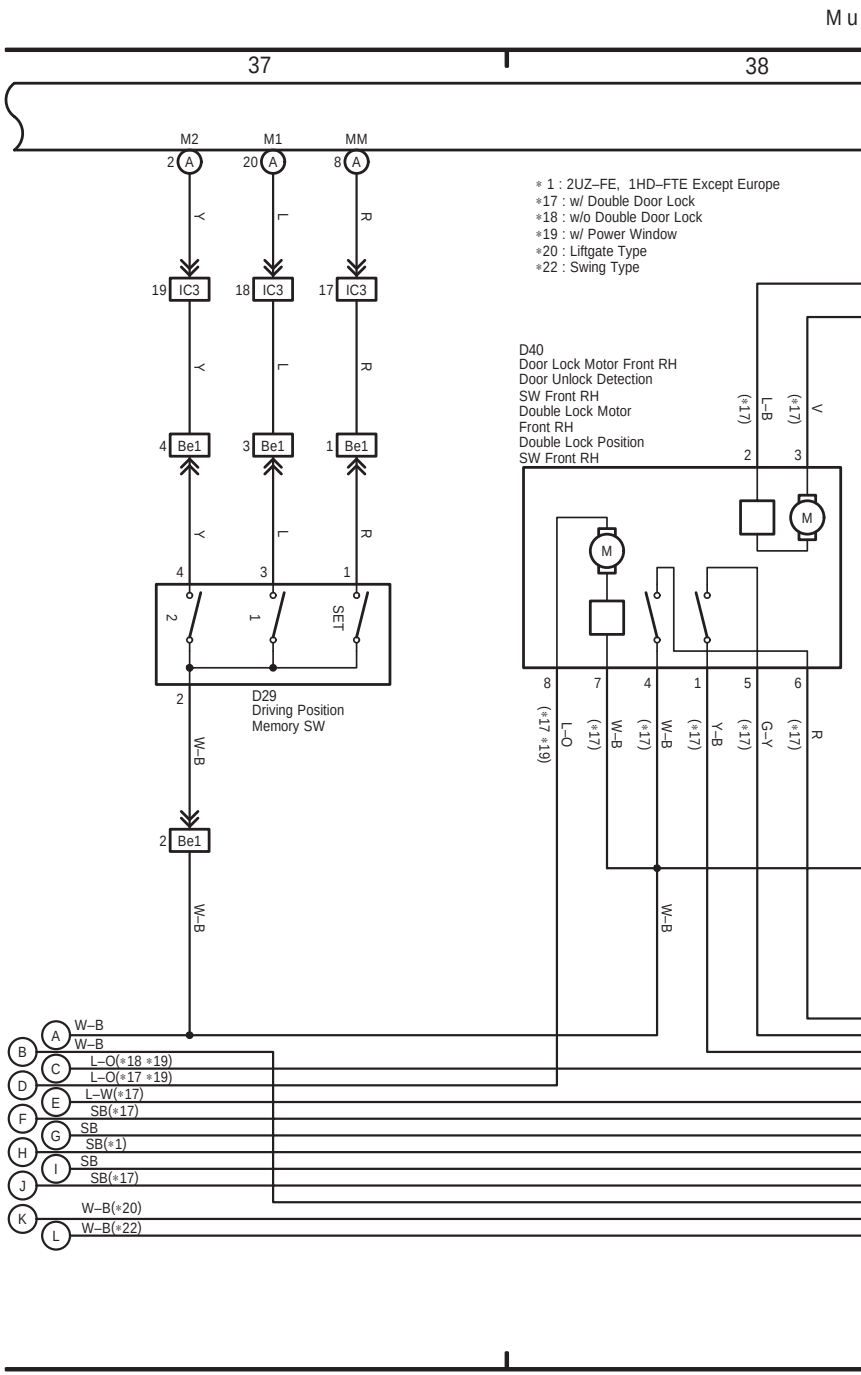

Mu
37
38
M2
M1
MM
IC3
Be1
D29 Driving Position Memory SW
2
1
SET
D40 Door Lock Motor Front RH Door Unlock Detection SW Front RH Double Lock Motor Front RH Double Lock Position SW Front RH
M
Y
L
R
W-B
L-O
Y-B
G-Y
L-B
V
(*17)
(*17 *19)
W-B
L-O(*18 *19)
L-O(*17 *19)
L-W(*17)
SB(*17)
SB
SB(*1)
W-B(*20)
W-B(*22)
A
B
C
D
E
F
G
H
I
J
K
L

∗ 1 : 2UZ–FE, 1HD–FTE Except Europe
∗17 : w/ Double Door Lock
∗18 : w/o Double Door Lock
∗19 : w/ Power Window
∗20 : Liftgate Type
∗22 : Swing Type

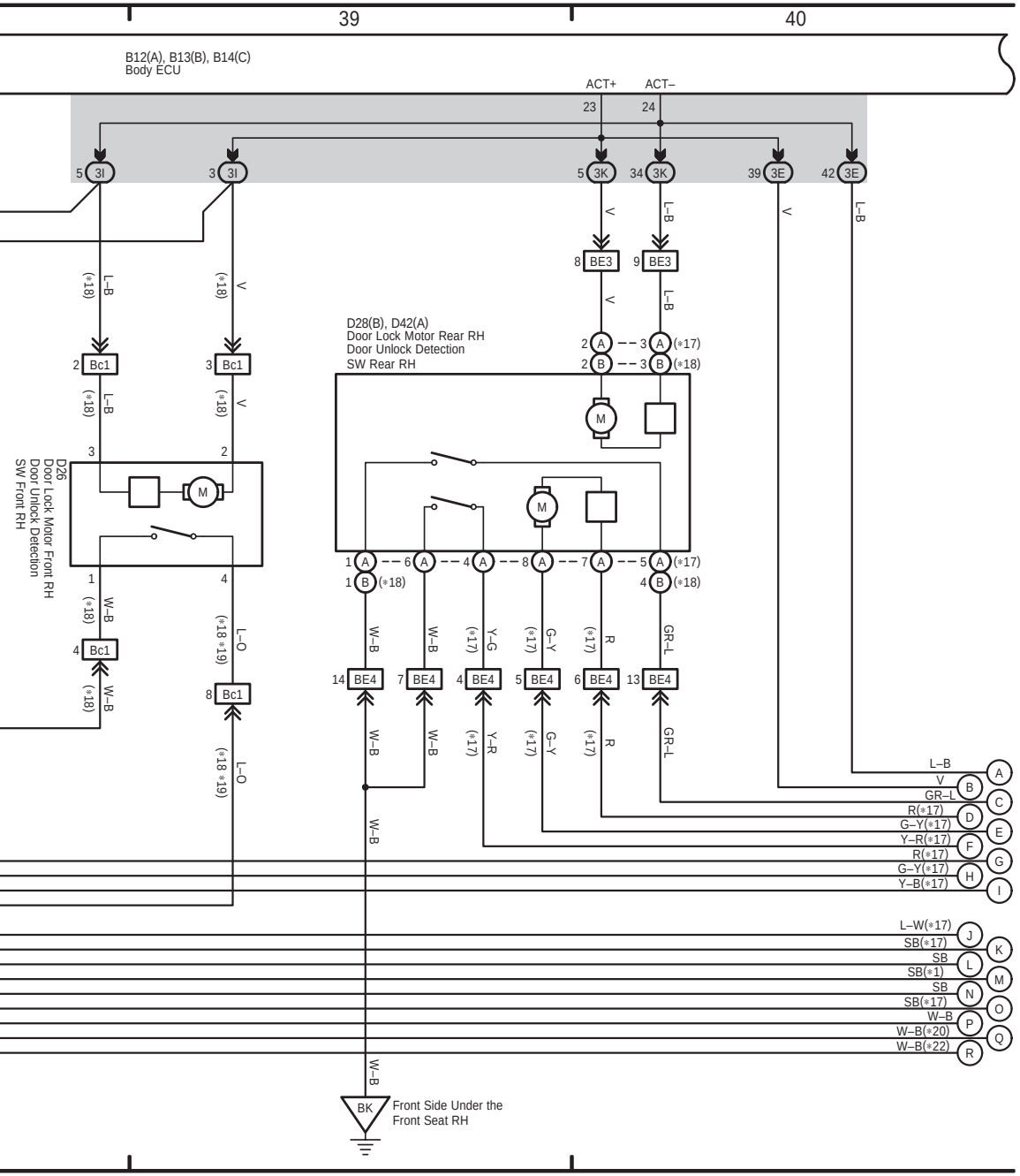
39
40
B12(A), B13(B), B14(C)
Body ECU
ACT+
ACT–
23
24
5 3I
3 3I
5 3K
34 3K
39 3E
42 3E
8 BE3
9 BE3
2 Bc1
3 Bc1
4 Bc1
8 Bc1
D26
Door Lock Motor Front RH
Door Unlock Detection
SW Front RH
D28(B), D42(A)
Door Lock Motor Rear RH
Door Unlock Detection
SW Rear RH
M
(*17)
(*18)
(*18 *19)
14 BE4
7 BE4
4 BE4
5 BE4
6 BE4
13 BE4
L–B
V
GR–L
R(*17)
G–Y(*17)
Y–R(*17)
R(*17)
G–Y(*17)
Y–B(*17)
L–W(*17)
SB(*17)
SB
SB(*1)
SB
SB(*17)
W–B
W–B(*20)
W–B(*22)
L–O
Y–G
G–Y
R
Y–R
A
B
C
D
E
F
G
H
I
J
K
L
M
N
O
P
Q
R
BK
Front Side Under the
Front Seat RH

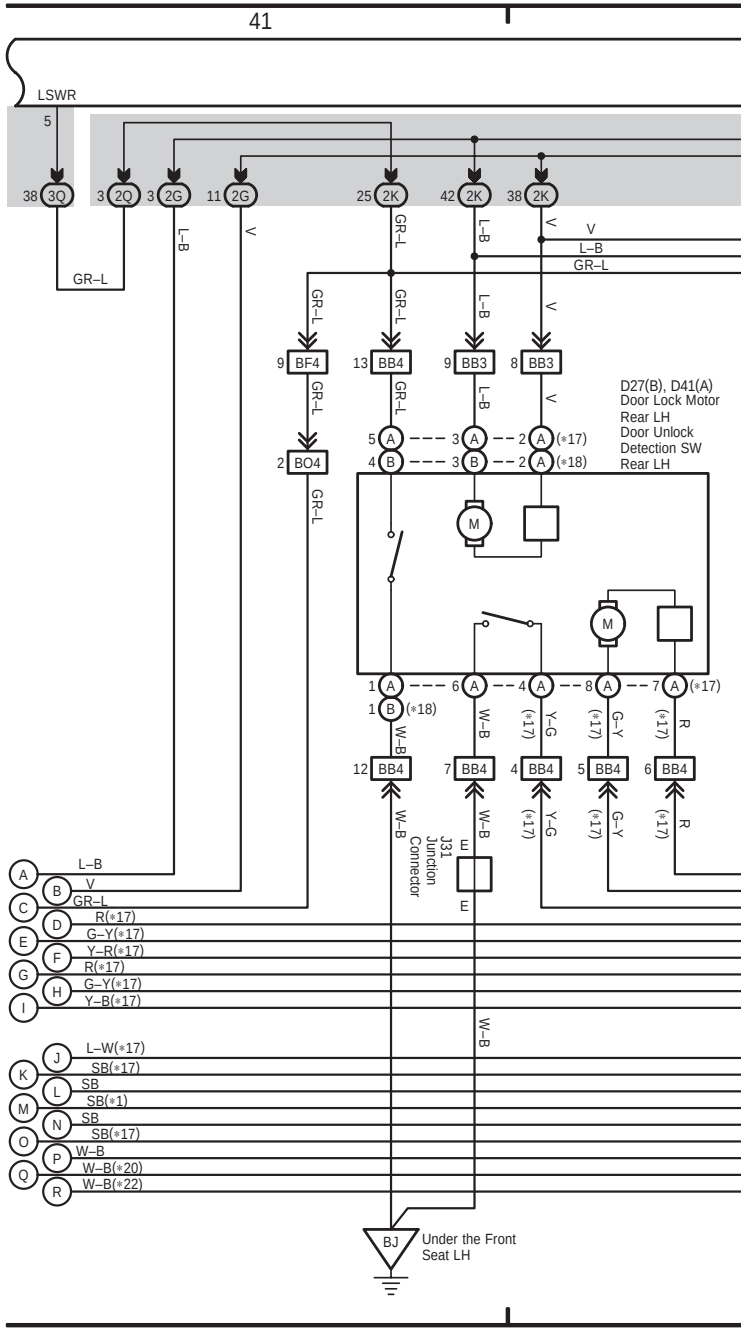
41
LSWR
5
38 3Q
3 2Q
3 2G
11 2G
25 2K
42 2K
38 2K
GR–L
L–B
V
9 BF4
13 BB4
9 BB3
8 BB3
2 BO4
D27(B), D41(A)
Door Lock Motor
Rear LH
Door Unlock
Detection SW
Rear LH
M
(*17)
(*18)
12 BB4
7 BB4
4 BB4
5 BB4
6 BB4
W–B
Y–G
G–Y
R
J31
Junction
Connector
E
L–B
V
GR–L
R(*17)
G–Y(*17)
Y–R(*17)
R(*17)
G–Y(*17)
Y–B(*17)
L–W(*17)
SB(*17)
SB
SB(*1)
SB
SB(*17)
W–B
W–B(*20)
W–B(*22)
A
B
C
D
E
F
G
H
I
J
K
L
M
N
O
P
Q
R
BJ
Under the Front
Seat LH

(Cont. next page)

Multiplex Communication System

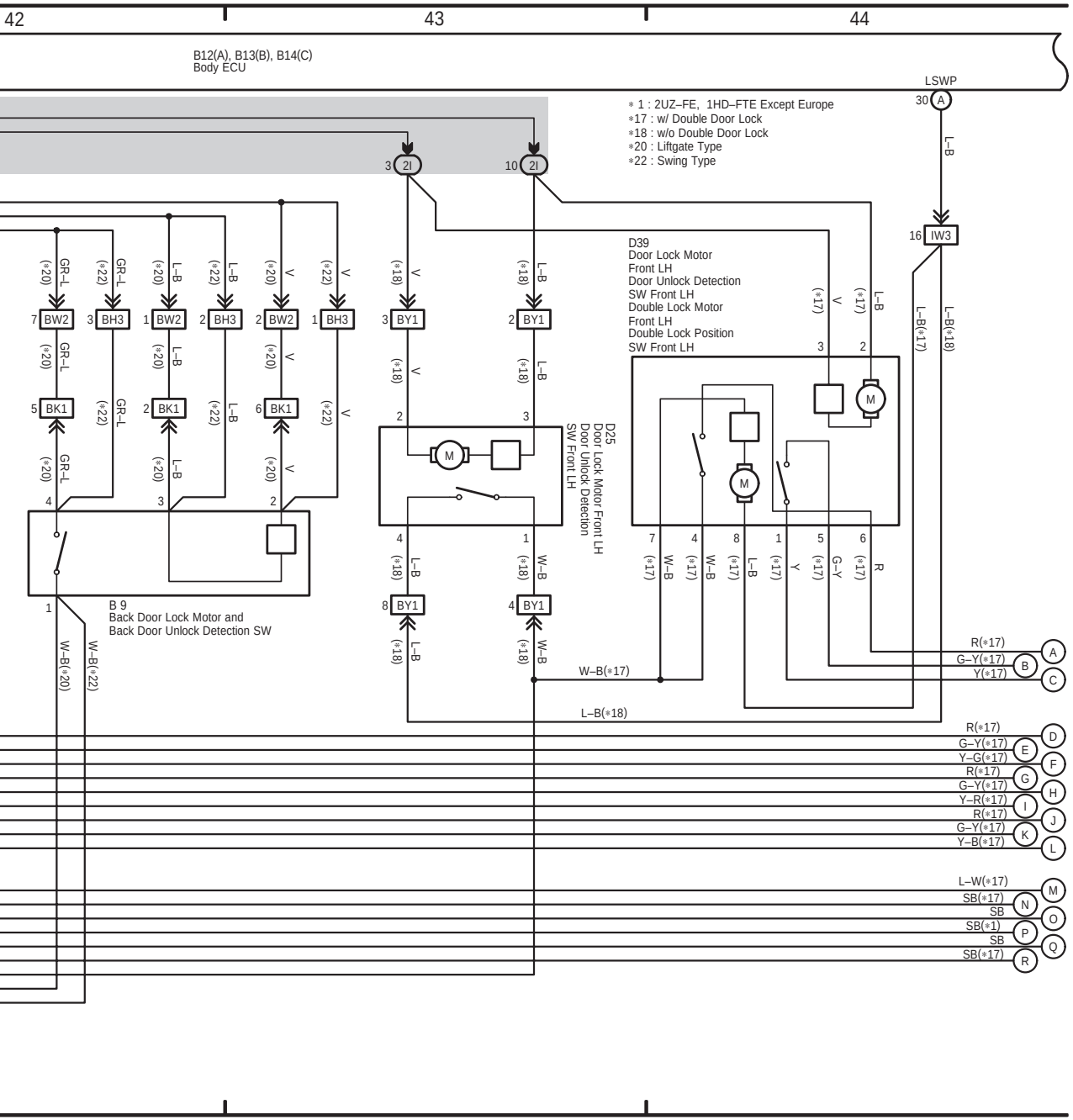
42
43
44
B12(A), B13(B), B14(C)
Body ECU
LSWP
30 A
L–B
16 IW3
2I
3 2I
10 2I
BW2
BH3
BK1
BY1
GR–L
L–B
V
(∗20)
(∗22)
(∗18)
(∗17)
D39
Door Lock Motor
Front LH
Door Unlock Detection
SW Front LH
Double Lock Motor
Front LH
Double Lock Position
SW Front LH
D25
Door Lock Motor Front LH
Door Unlock Detection
SW Front LH
B 9
Back Door Lock Motor and
Back Door Unlock Detection SW
M
W–B
G–Y
R
Y
L–B(∗17)
L–B(∗18)
W–B(∗17)
L–B(∗18)
W–B(∗20)
W–B(∗22)
R(∗17)
G–Y(∗17)
Y(∗17)
Y–G(∗17)
Y–R(∗17)
Y–B(∗17)
L–W(∗17)
SB(∗17)
SB
SB(∗1)
A
B
C
D
E
F
G
H
I
J
K
L
M
N
O
P
Q
R

∗ 1 : 2UZ–FE, 1HD–FTE Except Europe
∗17 : w/ Double Door Lock
∗18 : w/o Double Door Lock
∗20 : Liftgate Type
∗22 : Swing Type

1 LAND CRUISER (RHD) (Cont' d)

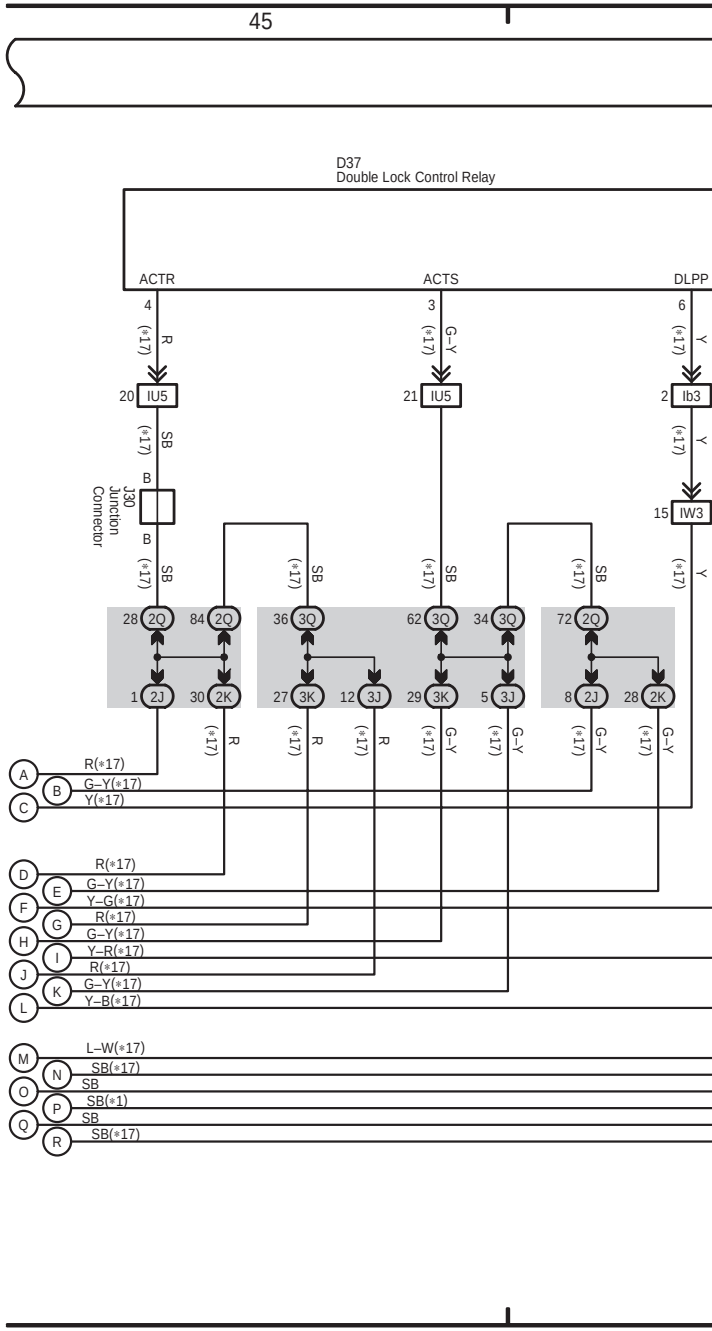
45
D37
Double Lock Control Relay
ACTR
ACTS
DLPP
20 IU5
21 IU5
2 Ib3
15 IW3
J30
Junction
Connector
2Q
3Q
2J
2K
3K
3J
SB
R
G–Y
Y
(∗17)
R(∗17)
G–Y(∗17)
Y(∗17)
Y–G(∗17)
Y–R(∗17)
Y–B(∗17)
L–W(∗17)
SB(∗17)
SB
SB(∗1)
A
B
C
D
E
F
G
H
I
J
K
L
M
N
O
P
Q
R

(Cont. next page)

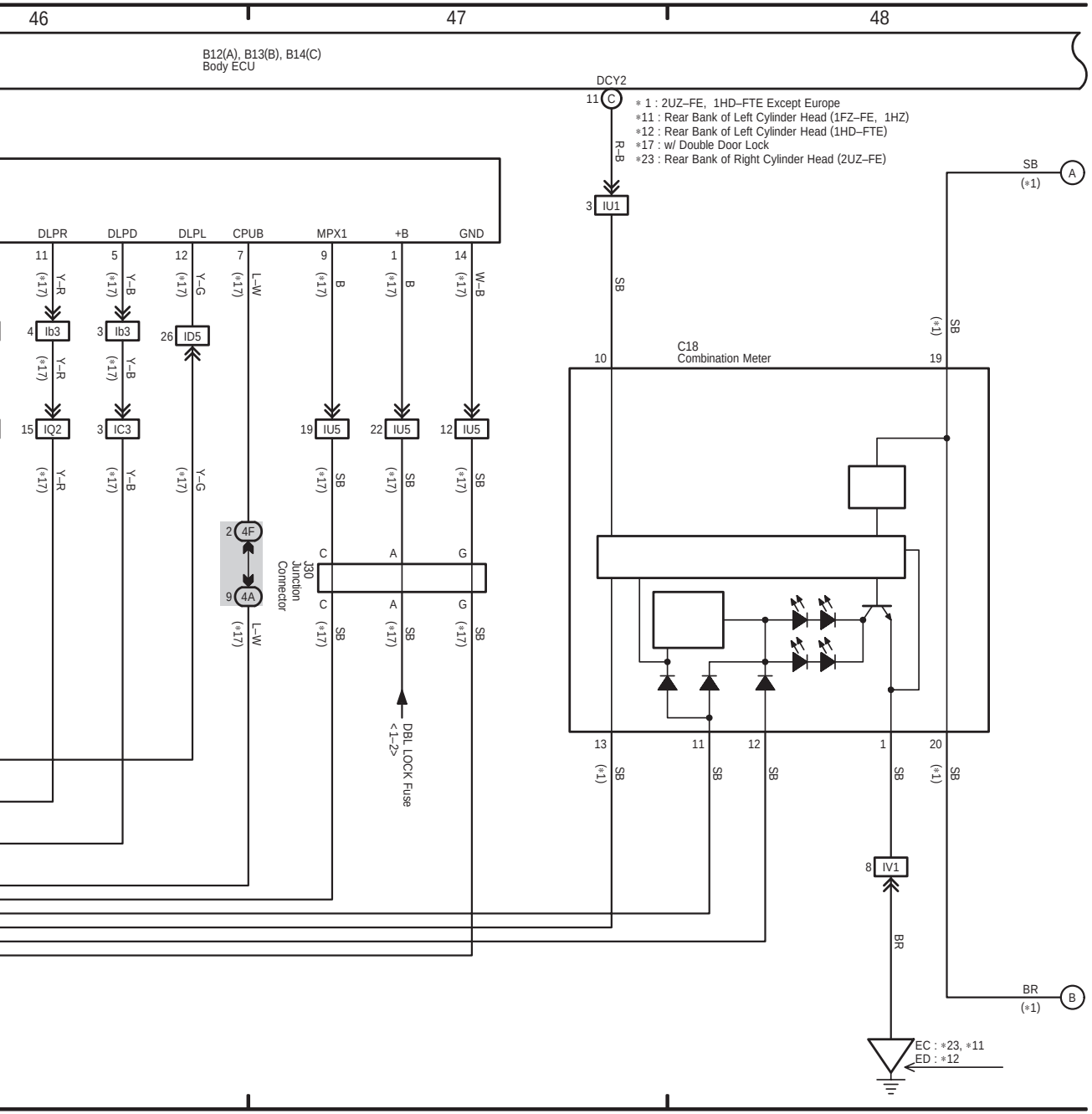

46
47
48
B12(A), B13(B), B14(C)
Body ECU
DCY2
11 C
R–B
3 IU1
SB
DLPR
DLPD
DLPL
CPUB
MPX1
+B
GND
11 Y–R (*17)
5 Y–B (*17)
12 Y–G (*17)
7 L–W (*17)
9 B (*17)
1 B (*17)
14 W–B (*17)
4 Ib3
3 Ib3
26 ID5
15 IQ2
3 IC3
19 IU5
22 IU5
12 IU5
2 4F
9 4A
J30
Junction Connector
C A G
DBL LOCK Fuse <1–2>
C18
Combination Meter
10
19
13
11
12
1
20
8 IV1
BR
SB (*1)
A
BR (*1)
B
EC : *23, *11
ED : *12

*1 : 2UZ–FE, 1HD–FTE Except Europe
*11 : Rear Bank of Left Cylinder Head (1FZ–FE, 1HZ)
*12 : Rear Bank of Left Cylinder Head (1HD–FTE)
*17 : w/ Double Door Lock
*23 : Rear Bank of Right Cylinder Head (2UZ–FE)

1 LAND CRUISER (RHD) (Cont' d)

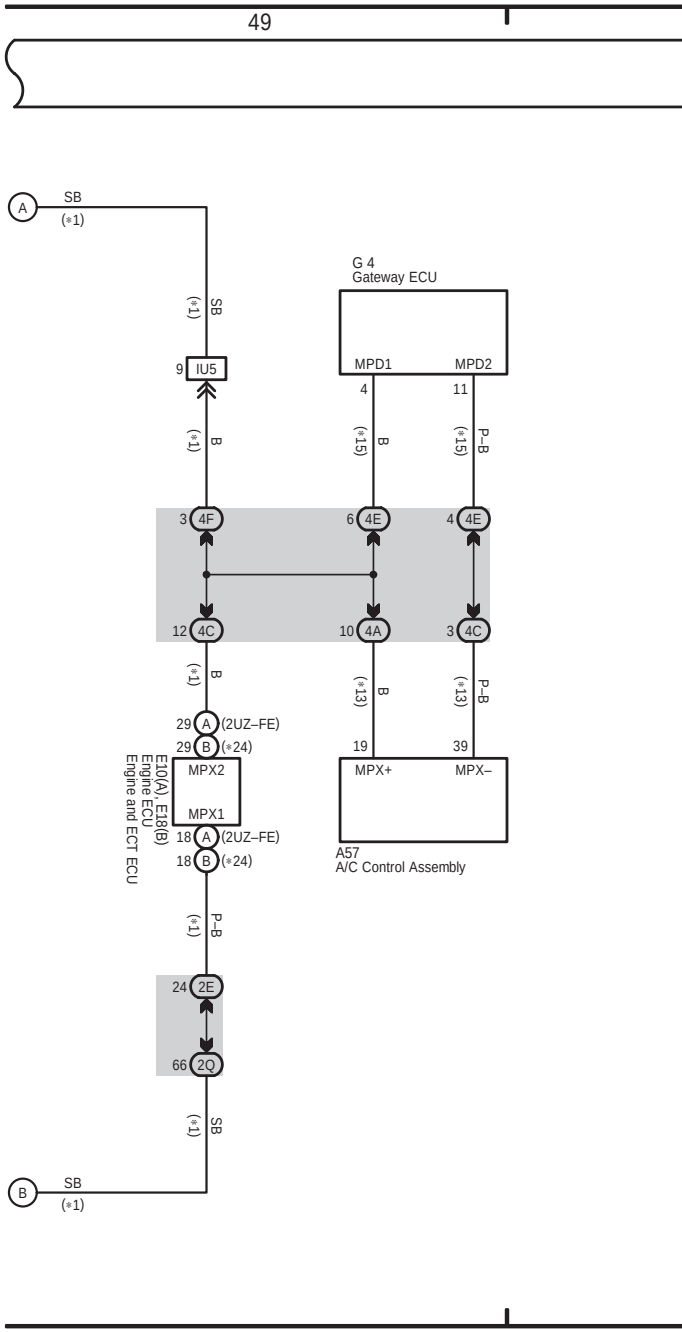

49
A
SB (*1)
9 IU5
B (*1)
G 4
Gateway ECU
MPD1
MPD2
4 B (*15)
11 P–B (*15)
3 4F
6 4E
4 4E
12 4C
10 4A
3 4C
B (*1)
B (*13)
P–B (*13)
29 A (2UZ–FE)
29 B (*24)
MPX2
MPX1
18 A (2UZ–FE)
18 B (*24)
E10(A), E18(B)
Engine ECU
Engine and ECT ECU
19
39
MPX+
MPX–
A57
A/C Control Assembly
P–B (*1)
24 2E
66 2Q
SB (*1)
B
SB (*1)

(Cont. next page)

Multiplex Communication System

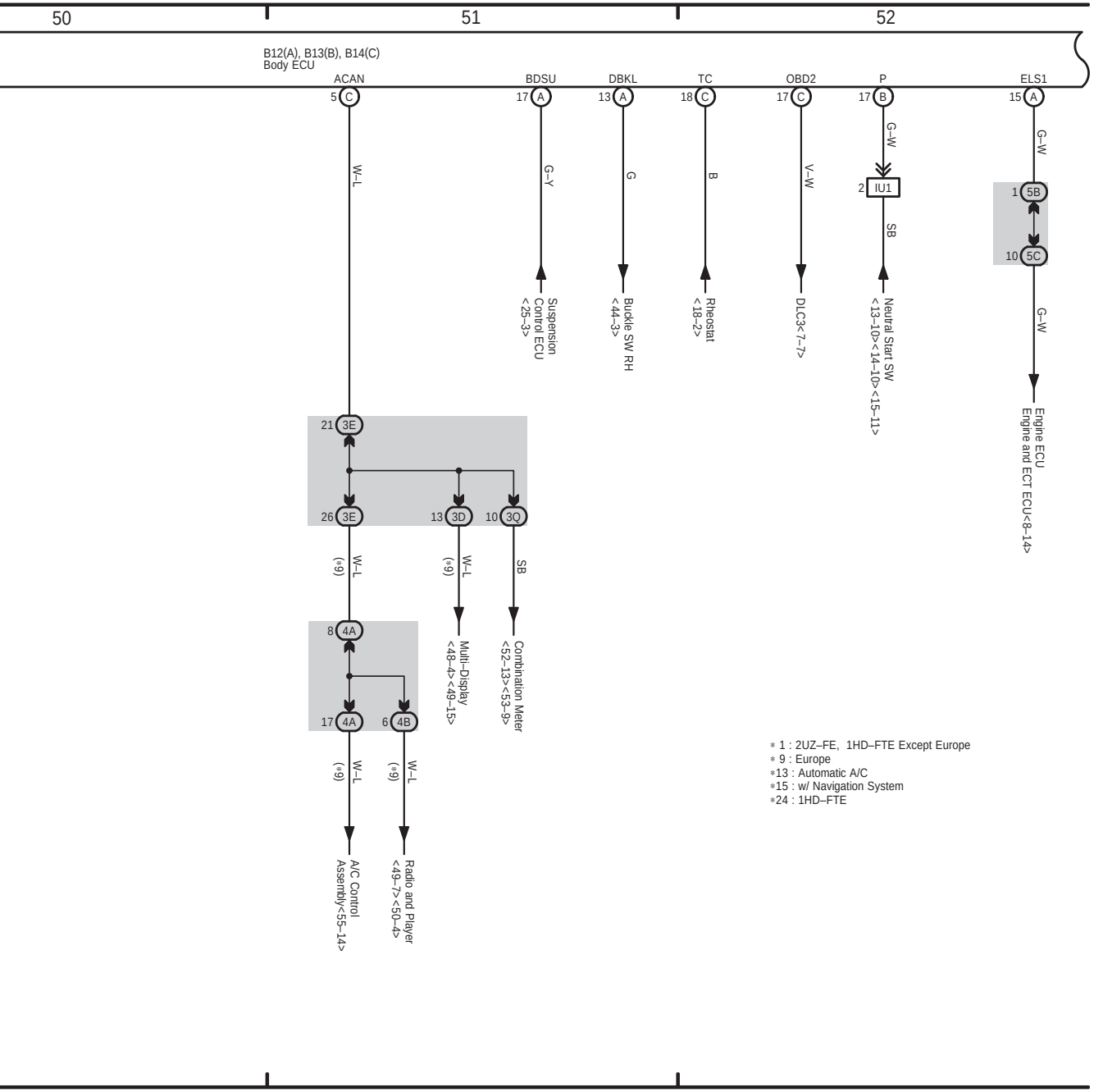
50
51
52
B12(A), B13(B), B14(C)
Body ECU
ACAN
BDSU
DBKL
TC
OBD2
P
ELS1
5 C
17 A
13 A
18 C
17 C
17 B
15 A
W–L
G–Y
G
B
V–W
G–W
IU1
SB
5B
5C
Suspension Control ECU <25–3>
Buckle SW RH <44–3>
Rheostat <18–2>
DLC3<7–7>
Neutral Start SW <13–10><14–10><15–11>
Engine ECU
Engine and ECT ECU<8–14>
21 3E
26 3E
13 3D
10 3Q
(*9)
Multi–Display <48–4><49–15>
Combination Meter <52–13><53–9>
8 4A
17 4A
6 4B
A/C Control Assembly<55–14>
Radio and Player <49–7><50–4>

∗ 1 : 2UZ–FE, 1HD–FTE Except Europe
∗ 9 : Europe
∗13 : Automatic A/C
∗15 : w/ Navigation System
∗24 : 1HD–FTE

1 LAND CRUISER (RHD) (Cont' d)

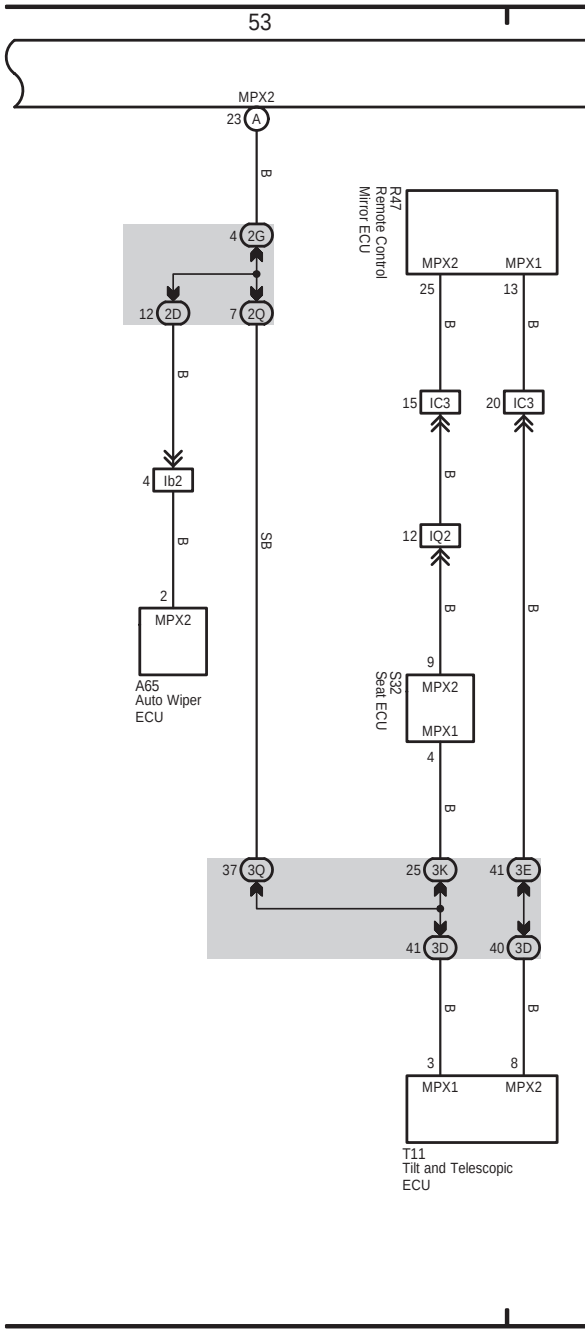
53
MPX2
23 A
B
4 2G
12 2D
7 2Q
SB
4 Ib2
2
MPX2
A65
Auto Wiper ECU
R47
Remote Control Mirror ECU
MPX2
MPX1
25
13
15 IC3
20 IC3
12 IQ2
9
S32
Seat ECU
MPX2
MPX1
4
37 3Q
25 3K
41 3E
41 3D
40 3D
3
8
MPX1
MPX2
T11
Tilt and Telescopic ECU

Multiplex Communication System

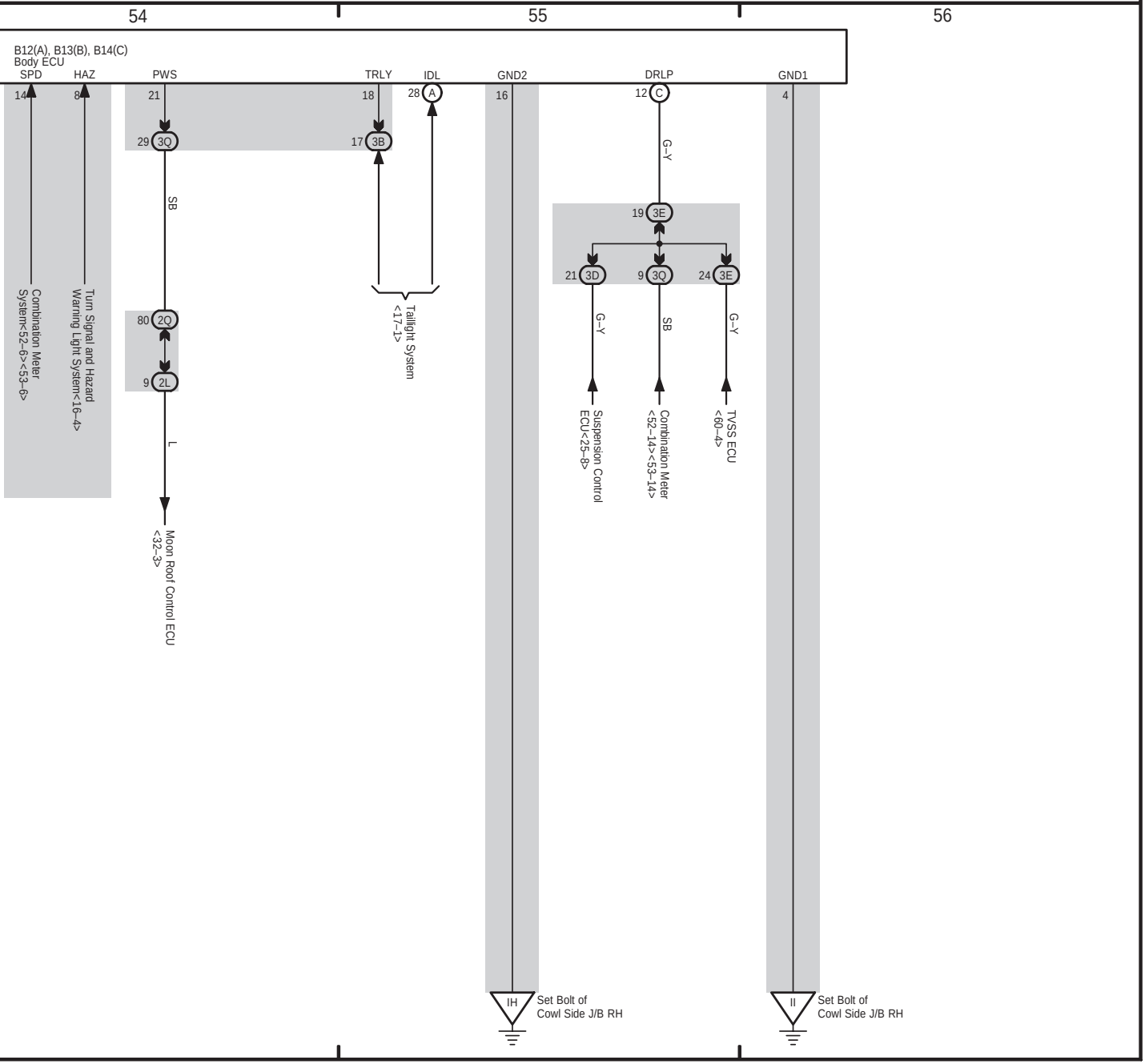
54
55
56
B12(A), B13(B), B14(C)
Body ECU
SPD
HAZ
PWS
TRLY
IDL
GND2
DRLP
GND1
14
8
21
18
28
A
16
12
C
4
29
3Q
17
3B
SB
G–Y
19
3E
21
3D
9
3Q
24
3E
G–Y
SB
G–Y
80
2Q
9
2L
L
Combination Meter System<52–6><53–6>
Turn Signal and Hazard Warning Light System<16–4>
Taillight System <17–1>
Suspension Control ECU<25–8>
Combination Meter <52–14><53–14>
TVSS ECU <60–4>
Moon Roof Control ECU <32–3>
IH
Set Bolt of Cowl Side J/B RH
II
Set Bolt of Cowl Side J/B RH