

General Description

AUTOMATIC TRANSMISSION (DIAGNOSTICS)

3. General Description

A: CAUTION

1. SRS AIRBAG SYSTEM

The airbag system wiring harness is routed near the TCM.

CAUTION:

- All airbag system wiring harnesses and connectors are colored yellow. Do not use an electric test equipment to check these circuits.
- Be careful not to damage the airbag system wiring harness when performing diagnostics or servicing the TCM.

2. MEASUREMENT

When measuring the voltage and resistance of the ECM, TCM or each sensor, use a tapered pin with a diameter of less than 0.64 mm (0.025 in) in order to avoid poor contact. Do not insert a pin of more than 0.65 mm (0.026 in) diameter.

B: INSPECTION

1. BATTERY

Measure the battery voltage and specific gravity of electrolyte.

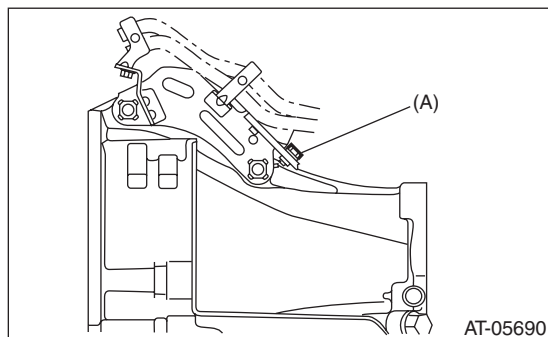
Standard voltage:
12 V or more

Specific gravity:
1.260 or more

2. TRANSMISSION GROUND

Make sure that the ground terminal bolt is tightened securely.

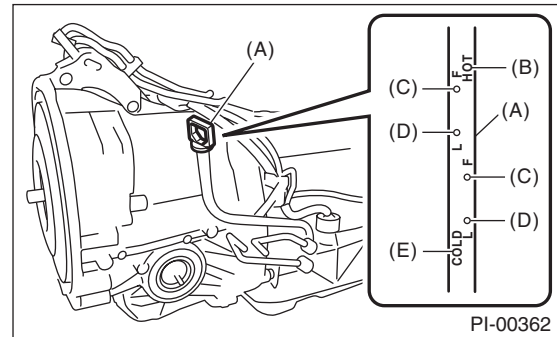
Tightening torque:
7 N·m (0.7 kgf-m, 5.2 ft-lb)



(A) Ground bolt

3. ATF LEVEL

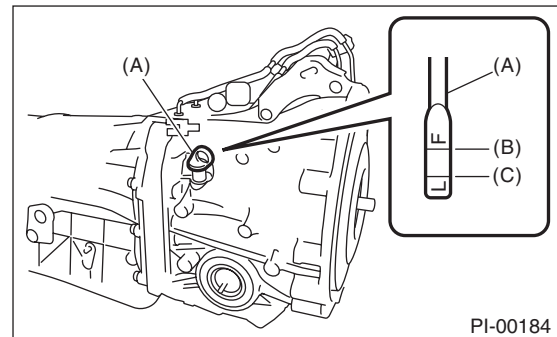
Make sure that ATF level is the specified amount. <Ref. to 5AT-29, INSPECTION, Automatic Transmission Fluid.>



- (A) Oil level gauge
- (B) Inspection position when "HOT"
- (C) Upper level
- (D) Lower level
- (E) Inspection position when "COLD"

4. FRONT DIFFERENTIAL OIL LEVEL

Make sure the front differential oil level is the specified amount. <Ref. to 5AT-31, INSPECTION, Differential Gear Oil.>



- (A) Oil level gauge
- (B) Upper level
- (C) Lower level

5. OPERATION OF SHIFT SELECT LEVER

Make sure there is no noise, dragging or contact pattern in each select lever range.

WARNING:

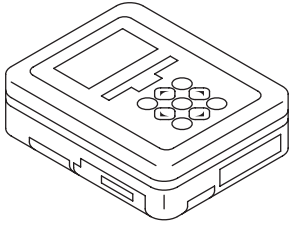
Stop the engine while checking operation of the select lever.

General Description

AUTOMATIC TRANSMISSION (DIAGNOSTICS)

C: PREPARATION TOOL

1. SPECIAL TOOL

ILLUSTRATION	TOOL NUMBER	DESCRIPTION	REMARKS
 ST1B022XU0	1B022XU0	SUBARU SELECT MONITOR III KIT	Used for troubleshooting the electrical system.

2. GENERAL TOOL

TOOL NAME	REMARKS
Circuit tester	Used for measuring resistance, voltage and current.
Oscilloscope	Used for measuring the sensor.