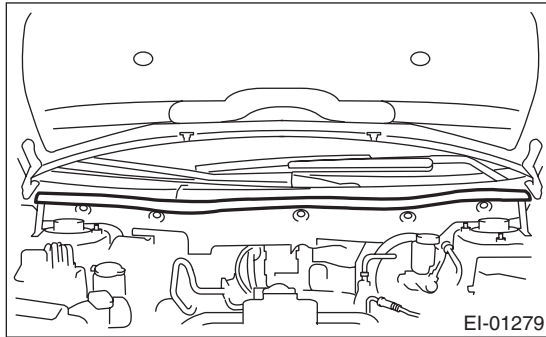


8. Cowl Panel

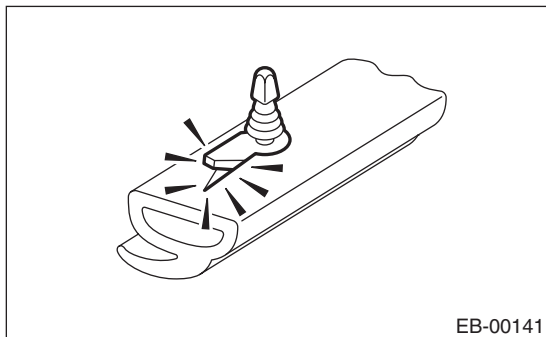
A: REMOVAL

- 1) Remove the wiper arm. <Ref. to WW-18, REMOVAL, Front Wiper Arm.>
- 2) Remove the weather strip clips, and remove the weather strip.

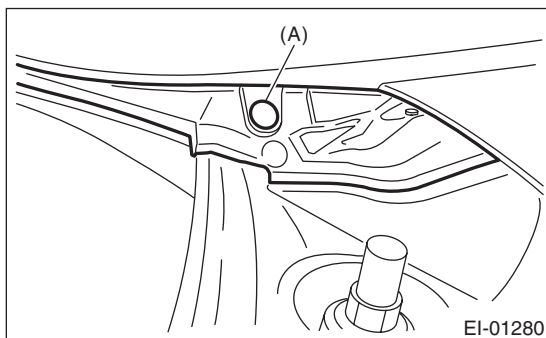


NOTE:

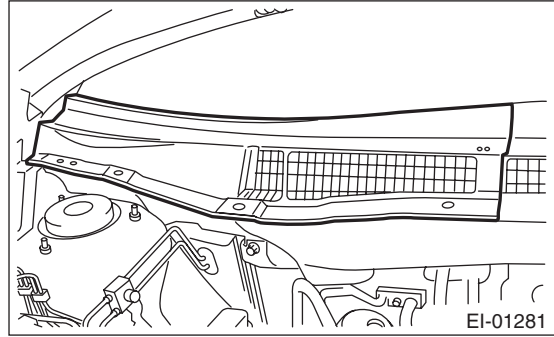
If the weather strip clip is removed with excessive force, the weather strip may be damaged. Be sure to use a clip remover to remove.



- 3) Remove the clip (A) and remove the cowl panel side.



- 4) Pull and remove the cowl panel RH.



- 5) Remove the cowl panel LH.

B: INSTALLATION

Install in the reverse order of removal.

NOTE:

Hook the cowl of cowl panel to the windshield.

