

9. Radiator Sub Fan and Fan Motor

A: REMOVAL

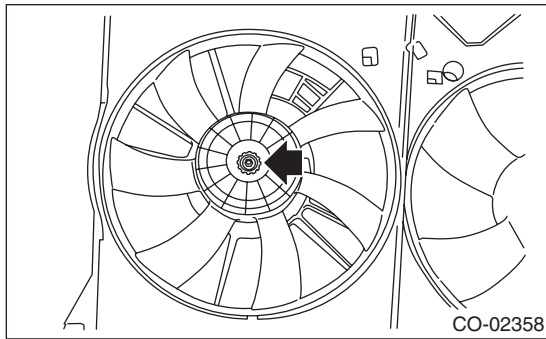
Refer to the radiator main fan and fan motor. <Ref. to CO(H6DO)-22, REMOVAL, Radiator Main Fan and Fan Motor.>

B: INSTALLATION


Refer to the radiator main fan and fan motor. <Ref. to CO(H6DO)-23, INSTALLATION, Radiator Main Fan and Fan Motor.>

C: DISASSEMBLY

- 1) Remove the radiator sub fan.



- 2) Remove the radiator sub fan motor.




D: ASSEMBLY

Assemble in the reverse order of disassembly.

Tightening torque:

3.8 N·m (0.4 kgf-m, 2.8 ft-lb)



Tightening torque:

6.3 N·m (0.6 kgf-m, 4.6 ft-lb)

