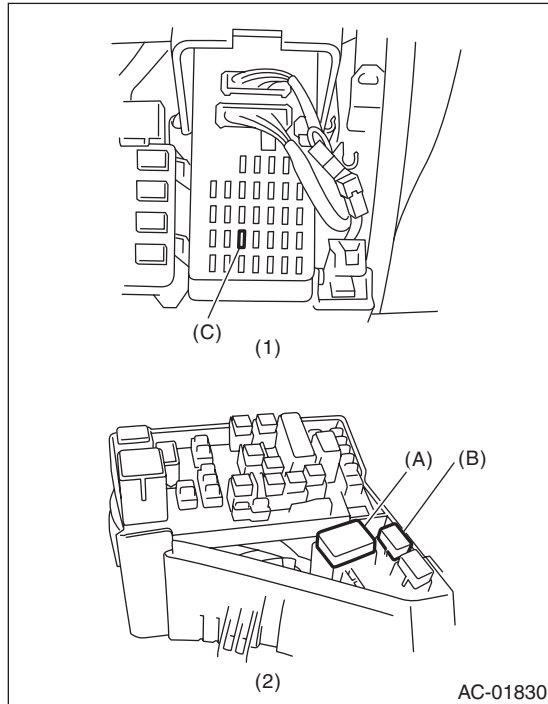
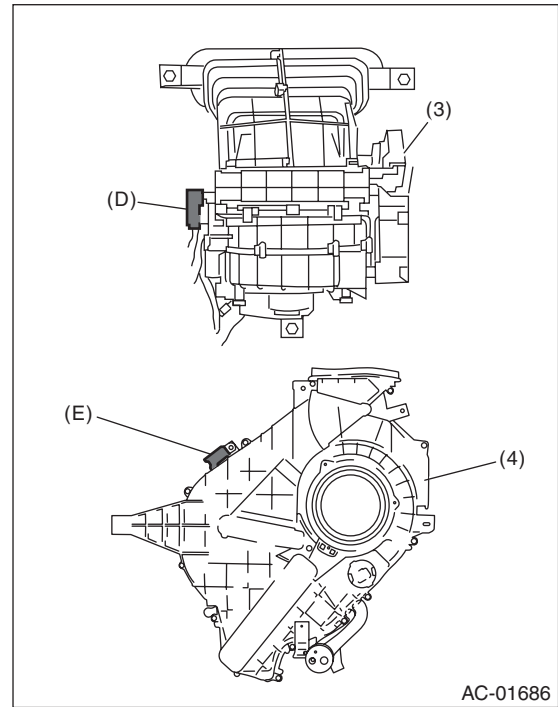


19. Relay and Fuse

A: LOCATION



- (1) Joint box
- (2) Main fuse box



- (3) Blower motor unit
- (4) Rear cooler unit

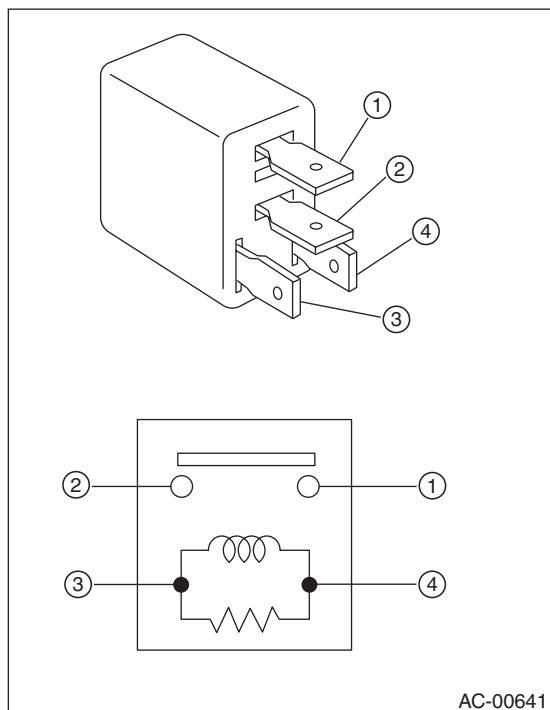
Main fan relay 1	(A)
A/C relay	(B)
A/C Fuse	(C)
Front blower relay	(D)
Rear blower relay	(E)

Relay and Fuse

HVAC SYSTEM (HEATER, VENTILATOR AND A/C)

B: INSPECTION

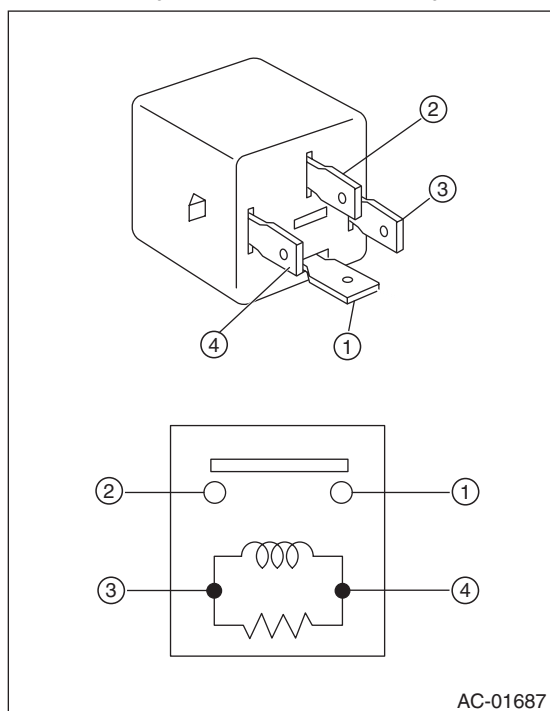
- A/C relay



(3) — (4): Continuity exists

(1) — (2): Continuity does not exist

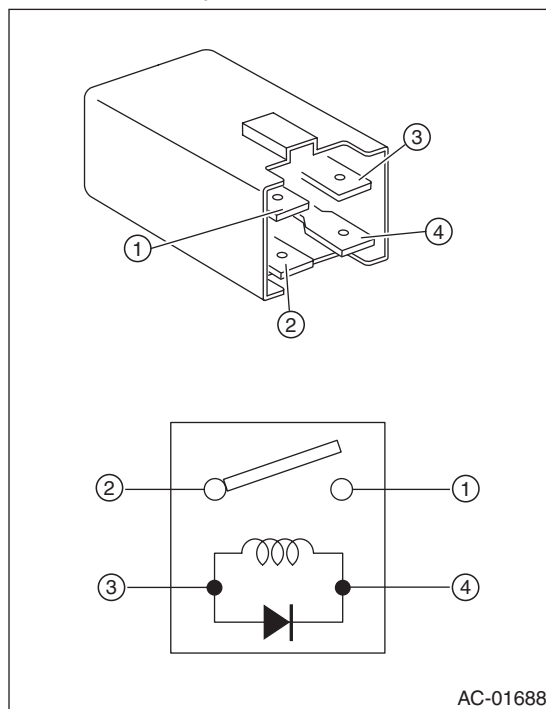
- Main fan relay 1, Front blower relay



(3) — (4): Continuity exists

(1) — (2): Continuity does not exist

- Rear blower relay



(3) — (4): Continuity exists

(1) — (2): Continuity does not exist

While applying battery voltage to the terminal between (3) and (4), check continuity between (1) and (2).

If no continuity exists, replace the relay with a new part.