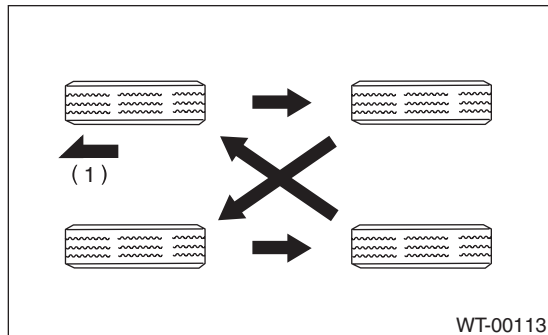


## 20. Tire Rotation

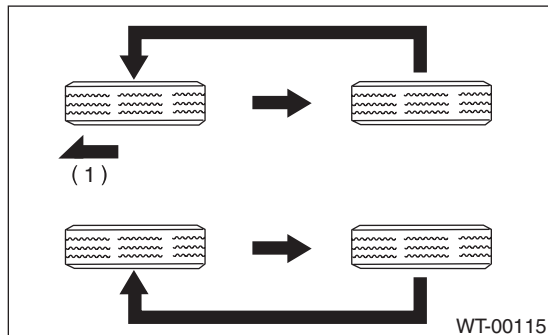
### A: INSPECTION

- 1) When the tread has worn down to 1.8 mm (0.071 in) or the wear indicator appears across the tread, replace the tire. (Replace the right and left tire as a set.)
  - 2) If the tire appears to be worn unevenly, adjust the wheel alignment.
  - 3) Rotate tires periodically (12,000 km/7,500 miles) as shown in the figure, in order to prevent them from uneven wear and to prolong their life.
- Without instruction for the direction of tire rotation

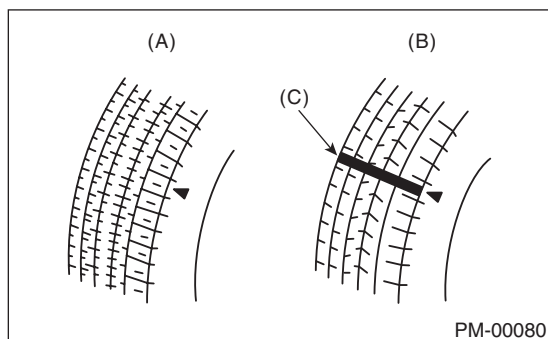


(1) Front

- With instruction for the direction of tire rotation



(1) Front



- (A) New tread
- (B) Damaged tread
- (C) Tread wear indicator