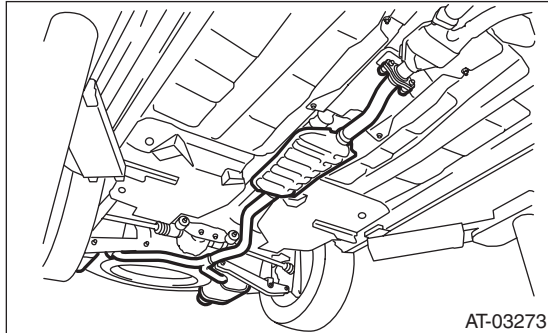


27.Heat Shield Cover

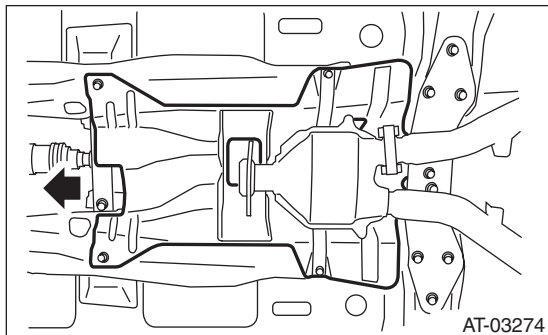
A: REMOVAL

1. FRONT HEAT SHIELD COVER

- 1) Remove the rear exhaust pipe and muffler.

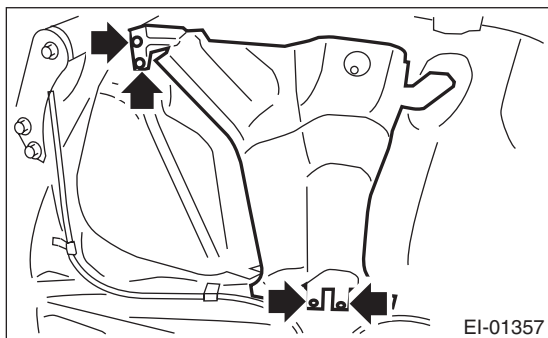


- 2) Remove the bolts to remove the front heat shield cover.



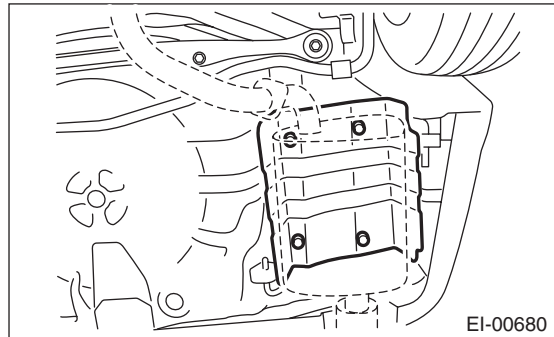
2. CENTER HEAT SHIELD COVER

- 1) Remove the fuel tank protector. <Ref. to EI-19, REMOVAL, Fuel Tank Protector.>
- 2) Remove the nut and bolt to remove center heat shield cover.



3. REAR HEAT SHIELD COVER

- 1) Remove the muffler. <Ref. to EX(H6DO)-7, REMOVAL, Rear Exhaust Pipe.>
- 2) Remove the rear heat shield cover.



B: INSTALLATION

Install in the reverse order of removal.