

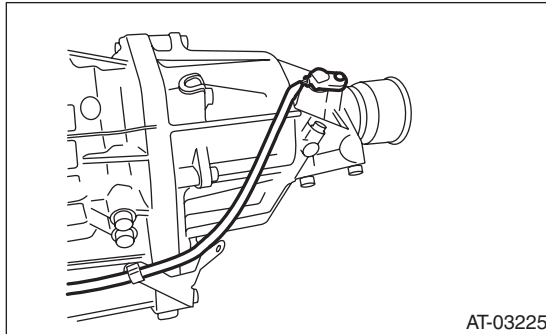
## 14. Front Vehicle Speed Sensor

### A: REMOVAL

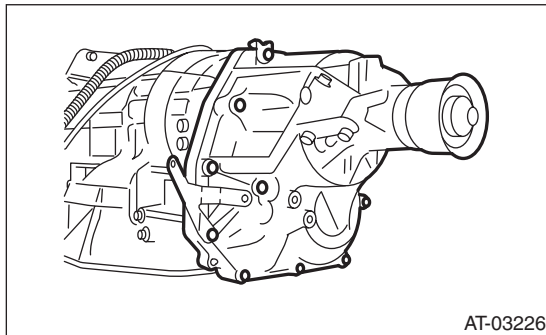
- 1) Remove the transmission assembly from vehicle body. <Ref. to 5AT-36, REMOVAL, Automatic Transmission Assembly.>
- 2) Remove the rear vehicle speed sensor.

#### NOTE:

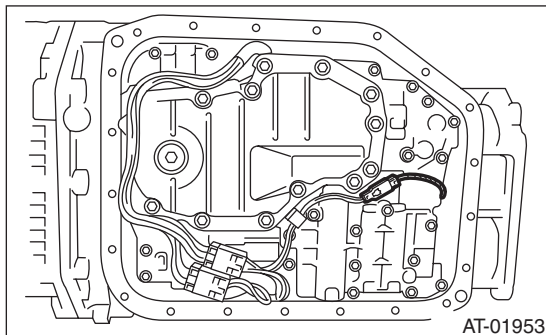
Secure the harness of the rear vehicle speed sensor to the transmission body using wire etc.



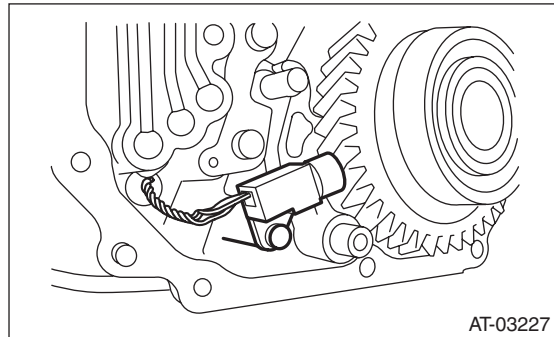
- 3) Remove the extension case.



- 4) Remove the center differential carrier. <Ref. to 5AT-74, REMOVAL, Center Differential Carrier.>
- 5) Lay along the transmission case, and then remove the oil pan.
- 6) Remove the old gasket on the oil pan and transmission case completely.
- 7) Disconnect the front vehicle speed sensor connector.



- 8) Remove the front vehicle speed sensor securing bolt.



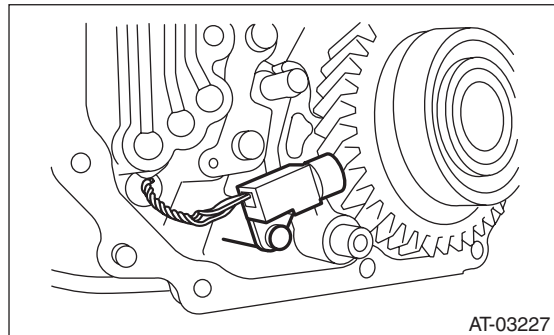
- 9) Remove the front vehicle speed sensor through the hole of AT transmission main case.

### B: INSTALLATION

- 1) Install the front vehicle speed sensor.

#### Tightening torque:

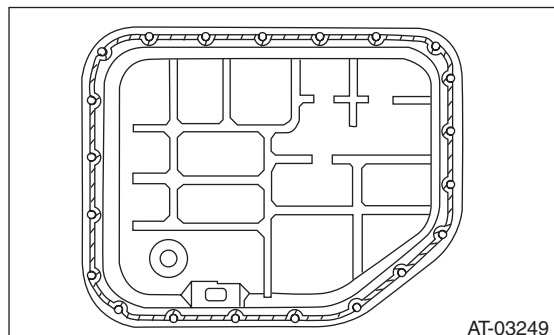
**7 N·m (0.7 kgf-m, 5.2 ft-lb)**



- 2) Connect the front vehicle speed sensor connector.
- 3) Apply proper amount of liquid gasket to the entire oil pan mating surface.

#### Liquid gasket:

**THREE BOND 1217B (Part No. K0877YA020)**



- 4) Install the oil pan by equally tightening the bolts.

#### Tightening torque:

**5 N·m (0.5 kgf-m, 3.7 ft-lb)**

- 5) Install the center differential carrier. <Ref. to 5AT-74, INSTALLATION, Center Differential Carrier.>

## Front Vehicle Speed Sensor

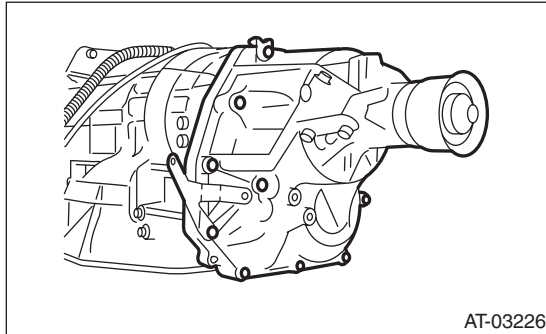
### AUTOMATIC TRANSMISSION

---

6) Install the extension case.

**Tightening torque:**

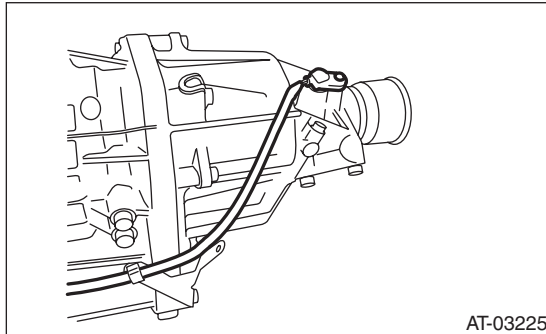
**25 N·m (2.5 kgf-m, 18 ft-lb)**



7) Install the rear vehicle speed sensor.

**Tightening torque:**

**7 N·m (0.7 kgf-m, 5.2 ft-lb)**



8) Install the transmission assembly to the vehicle.  
<Ref. to 5AT-39, INSTALLATION, Automatic Transmission Assembly.>

9) Pour ATF from the oil charge pipe. <Ref. to 5AT-28, REPLACEMENT, Automatic Transmission Fluid.>

10) Check the level and leaks of ATF. <Ref. to 5AT-28, INSPECTION, Automatic Transmission Fluid.>