

## 20. Tire Rotation

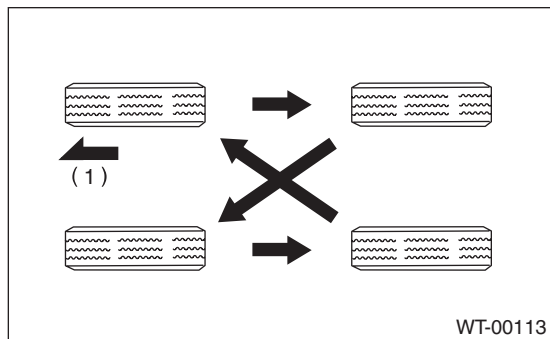
### A: INSPECTION

1) When the tread has worn down to 1.8 mm (0.071 in) or the wear indicator appears across the tread, replace the tire. (Replace the right and left tire as a set.)

2) If the tire appears to be worn unevenly, adjust the wheel alignment.

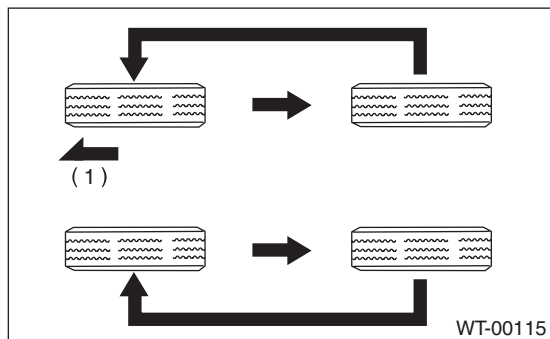
3) Rotate tires periodically (12,500 km/7,500 miles) as shown in the figure, in order to prevent them from uneven wear and to prolong their life.

- Without instruction for the direction of tire rotation

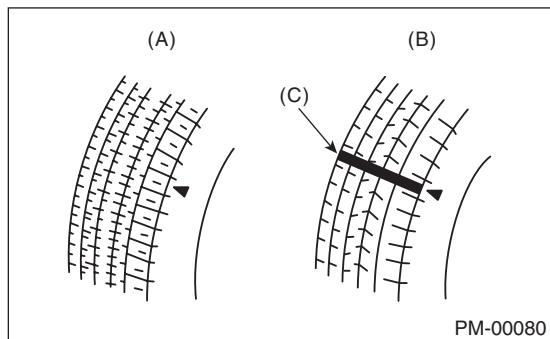


(1) Front

- With instruction for the direction of tire rotation



(1) Front



- (A) New tread
- (B) Damaged tread
- (C) Tread wear indicator

4) Re-register the transmitter ID when rotation was performed. <Ref. to TPM(diag)-9, REGISTER TRANSMITTER ID, OPERATION, Subaru Select Monitor.>