

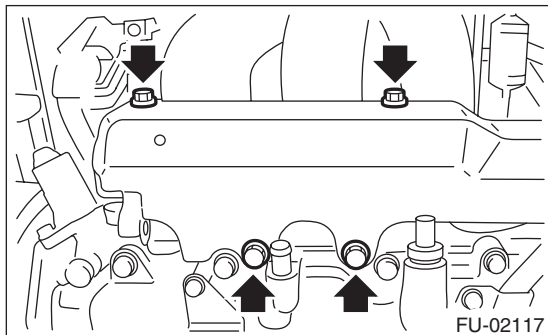
# Camshaft Position Sensor

FUEL INJECTION (FUEL SYSTEMS)

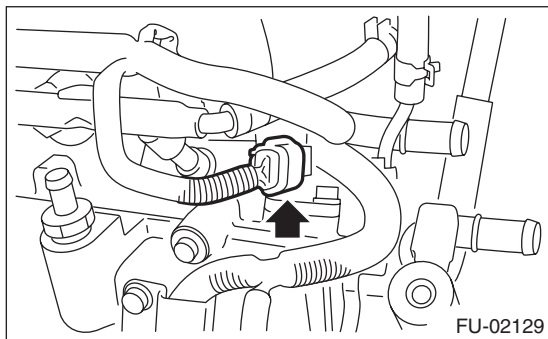
## 6. Camshaft Position Sensor

### A: REMOVAL

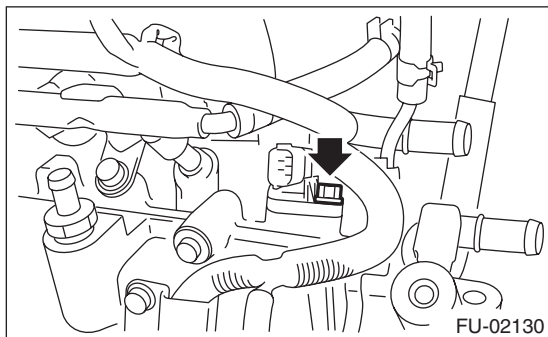
- 1) Remove the collector cover.
- 2) Disconnect the ground cable from the battery.
- 3) Remove the generator harness from the fuel pipe protector LH.
- 4) Remove the fuel pipe protector LH.



- 5) Disconnect the connector from camshaft position sensor LH.



- 6) Remove the camshaft position sensor LH.



- 7) Remove the camshaft position sensor RH in the same procedure as LH.

### B: INSTALLATION

Install in the reverse order of removal.

#### *Tightening torque:*

**Camshaft position sensor**

**6.4 N·m (0.65 kgf-m, 4.7 ft-lb)**

**Fuel pipe protector**

**19 N·m (1.9 kgf-m, 14 ft-lb)**