

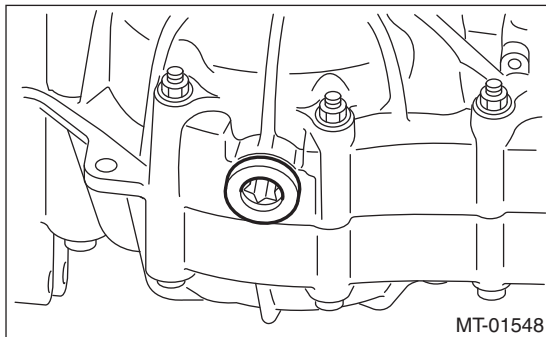
6. Differential Side Retainer Oil Seal

A: INSPECTION

Check for leakage of transmission gear oil from the differential side retainer oil seal. If there is oil leakage, replace the oil seal with the new part and check the drive shaft.

B: REPLACEMENT

- 1) Remove the collector cover.
- 2) Lift up the vehicle.
- 3) Remove the front under cover. <Ref. to EI-35, REMOVAL, Front Under Cover.>
- 4) Using the TORX® bit T70, remove the oil drain plug, and drain the transmission gear oil completely.



- 5) Tighten the oil drain plug using TORX® bit T70.

NOTE:

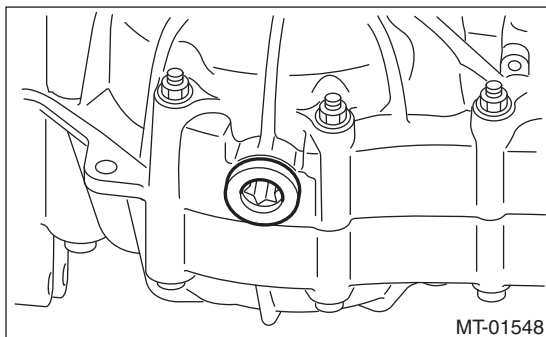
Use a new gasket.

Tightening torque:

44 N·m (4.5 kgf-m, 32.5 ft-lb) (Aluminum gasket silver)

70 N·m (7.1 kgf-m, 51.6 ft-lb) (Copper gasket brown)

70 N·m (7.1 kgf-m, 51.6 ft-lb) (Metal gasket black)



- 6) Remove the center exhaust pipe. (non-turbo model) <Ref. to EX(H4SO)-7, REMOVAL, Center Exhaust Pipe.>

- 7) Remove the center exhaust pipe. (turbo model) <Ref. to EX(H4DOTC)-12, REMOVAL, Center Exhaust Pipe.>

- 8) Separate the front drive shaft from the transmission. <Ref. to DS-25, REMOVAL, Front Drive Shaft.>

- 9) Remove the differential side retainer oil seal.

NOTE:

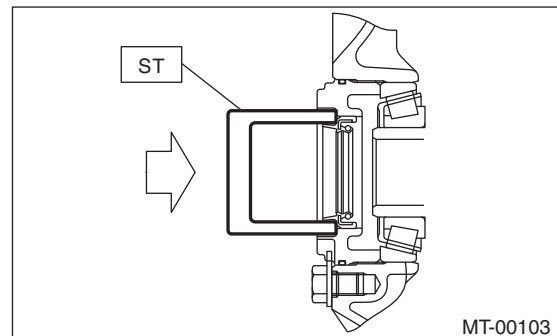
- Be sure to replace the differential side retainer oil seal whenever the front drive shaft is removed from the transmission.
- Use the ST 398527700 PULLER ASSY to remove the oil seal. If removing the oil seal with a flat tip screwdriver, be careful not to scratch the differential side retainer.

- 10) Using the ST, install the differential side retainer oil seal by lightly tapping with a plastic hammer.

NOTE:

- Apply transmission gear oil to the oil seal lips, and install the oil seal while being careful not to deform the lip.
- Check the identification marks (L, R) during installation not to mix up the oil seal RH and LH.

ST 18675AA000 DIFFERENTIAL SIDE OIL SEAL INSTALLER



- 11) Install the front drive shaft. <Ref. to DS-25, INSTALLATION, Front Drive Shaft.>

- 12) Install the center exhaust pipe. (non-turbo model) <Ref. to EX(H4SO)-7, INSTALLATION, Center Exhaust Pipe.>

- 13) Install the center exhaust pipe. (turbo model) <Ref. to EX(H4DOTC)-13, INSTALLATION, Center Exhaust Pipe.>

- 14) Install the front under cover. <Ref. to EI-35, INSTALLATION, Front Under Cover.>

- 15) Lower the vehicle.

- 16) Add the transmission gear oil through the oil level gauge hole. <Ref. to 6MT-23, Transmission Gear Oil.>

- 17) Install the collector cover.