

5. Oil Seal

A: INSPECTION

Check for transmission gear oil leaks at oil seal area. If there is an oil leak, replace the oil seal with new one and check the propeller shaft.

B: REPLACEMENT

- 1) Remove the collector cover.
- 2) Lift up the vehicle.
- 3) Remove the front under cover. <Ref. to EI-35, REMOVAL, Front Under Cover.>
- 4) Clean the transmission exterior.
- 5) Using the TORX® bit T70, remove the drain plug, and drain the transmission gear oil completely.
- 6) Using the TORX® bit T70, tighten the transmission gear oil drain plug.

NOTE:

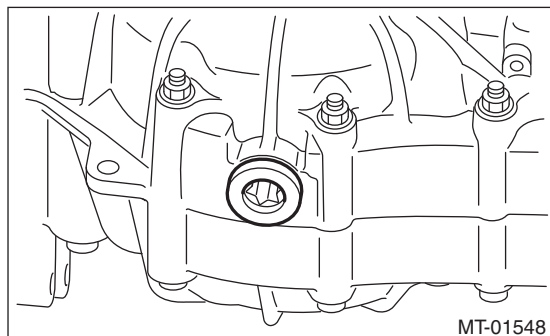
Use a new gasket.

Tightening torque:

44 N·m (4.5 kgf-m, 32.5 ft-lb) (Aluminum gasket silver)

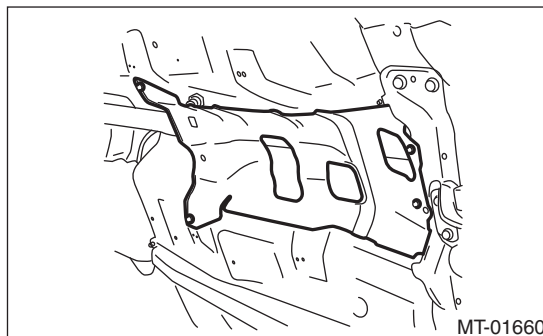
70 N·m (7.1 kgf-m, 51.6 ft-lb) (Copper gasket brown)

70 N·m (7.1 kgf-m, 51.6 ft-lb) (Metal gasket black)



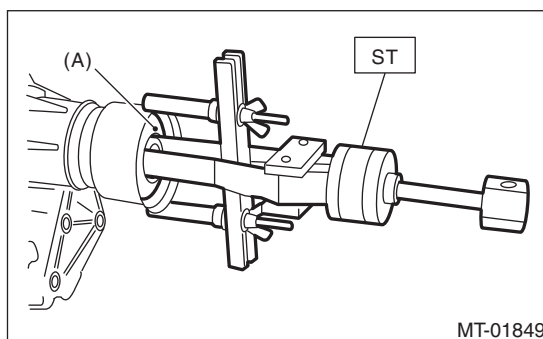
- 7) Remove the center and rear exhaust pipes. (non-turbo model) <Ref. to EX(H4SO)-7, REMOVAL, Center Exhaust Pipe.> <Ref. to EX(H4SO)-8, REMOVAL, Rear Exhaust Pipe.>
- 8) Remove the center and rear exhaust pipes. (turbo model) <Ref. to EX(H4DOTC)-12, REMOVAL, Center Exhaust Pipe.> <Ref. to EX(H4DOTC)-15, REMOVAL, Rear Exhaust Pipe.>

- 9) Remove the heat shield cover.



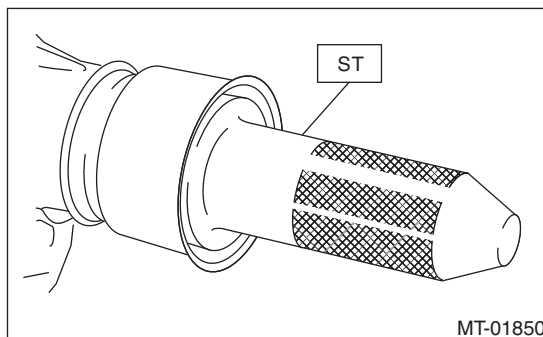
- 10) Remove the propeller shaft. <Ref. to DS-10, REMOVAL, Propeller Shaft.>

- 11) Using the ST, remove the oil seal.
ST 398527700 PULLER ASSY



(A) Oil seal

- 12) Using the ST, install the oil seal.
ST 498057300 INSTALLER



- 13) Apply transmission gear oil to the oil seal lips.
- 14) Install the propeller shaft. <Ref. to DS-10, INSTALLATION, Propeller Shaft.>
- 15) Install the heat shield cover. <Ref. to EI-165, INSTALLATION, Heat Shield Cover.>
- 16) Install the center and rear exhaust pipe. (non-turbo model) <Ref. to EX(H4SO)-7, INSTALLATION, Center Exhaust Pipe.> <Ref. to EX(H4SO)-8, INSTALLATION, Rear Exhaust Pipe.> <Ref. to EX(H4SO)-9, INSTALLATION, Muffler.>

17) Install the center and rear exhaust pipe. (turbo model) <Ref. to EX(H4DOTC)-13, INSTALLATION, Center Exhaust Pipe.> <Ref. to EX(H4DOTC)-15, INSTALLATION, Rear Exhaust Pipe.>

18) Install the front under cover. <Ref. to EI-35, INSTALLATION, Front Under Cover.>

19) Lower the vehicle.

20) Pour in transmission gear oil and check the oil level. <Ref. to 6MT-23, Transmission Gear Oil.>

21) Install the collector cover.