

Extension Case

CONTINUOUSLY VARIABLE TRANSMISSION

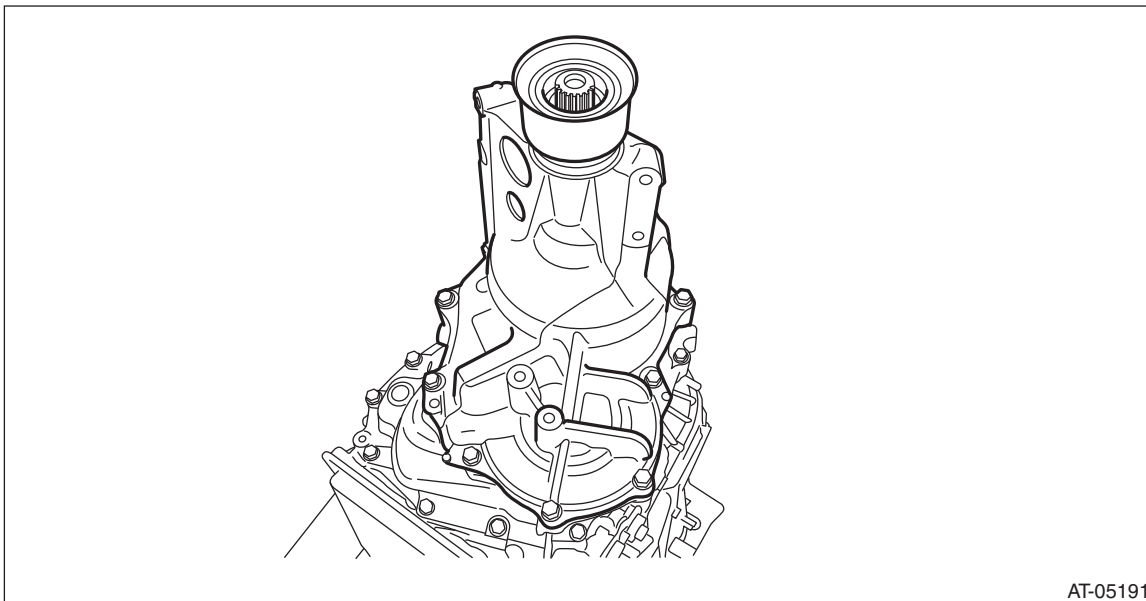
29.Extension Case

A: REMOVAL

- 1) Remove the transmission assembly from vehicle body. <Ref. to CVT-54, REMOVAL, Automatic Transmission Assembly.>
- 2) Remove the front wheel speed sensor. <Ref. to CVT-105, REMOVAL, Front Wheel Speed Sensor.>
- 3) Remove the harness clip, and remove the extension case.

NOTE:

The total number of extension case mounting bolts is ten.



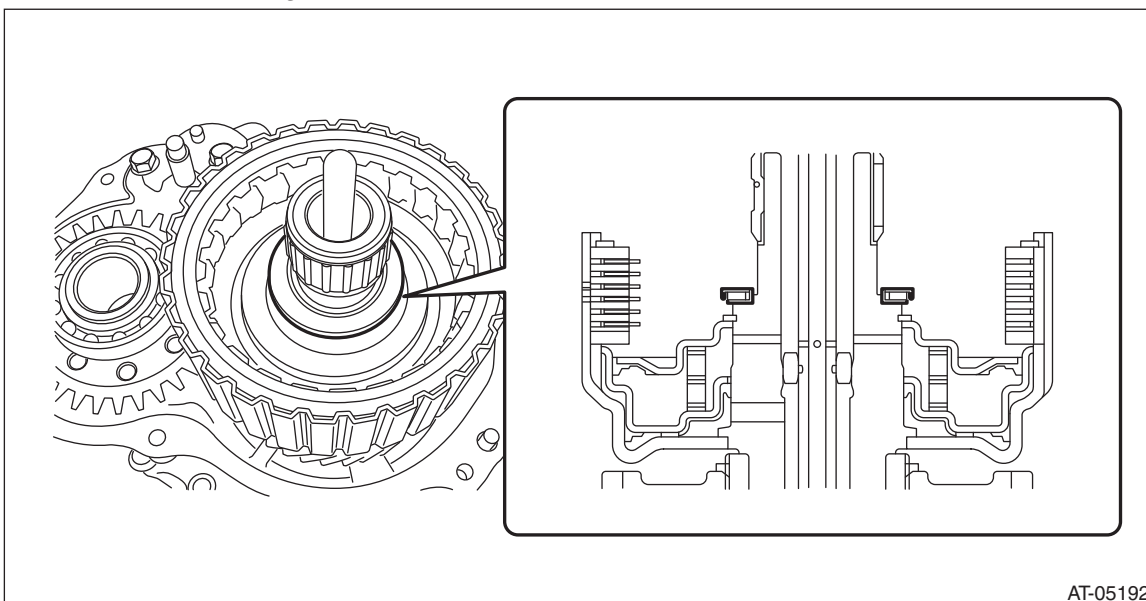
AT-05191

B: INSTALLATION

- 1) Clean the mating surface of the extension case and intermediate case.
- 2) Select the thrust needle bearing. <Ref. to CVT-146, ADJUSTMENT, Rear Drive Shaft.>
- 3) Select the shim for transfer reduction driven gear. <Ref. to CVT-163, ADJUSTMENT, Transfer Reduction Driven Gear.>
- 4) Install the selected thrust needle bearing to transfer clutch assembly.

NOTE:

Install the thrust needle bearing in the correct direction.



AT-05192

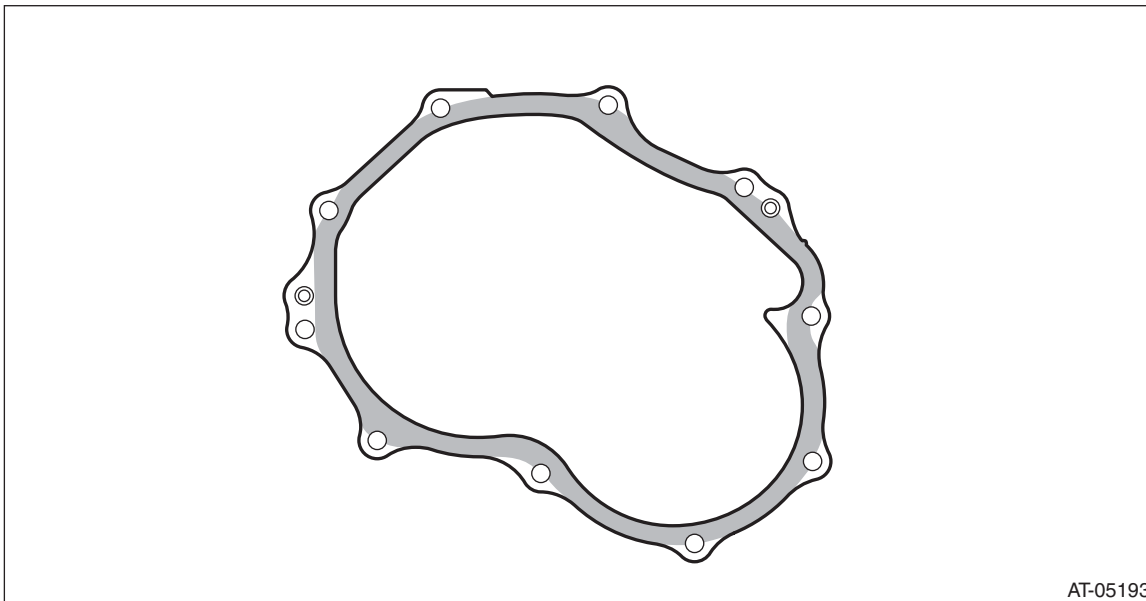
Extension Case

CONTINUOUSLY VARIABLE TRANSMISSION

- 5) Attach the selected shim to transfer reduction driven gear assembly.
- 6) Apply liquid gasket to extension case seamlessly.

Liquid gasket:

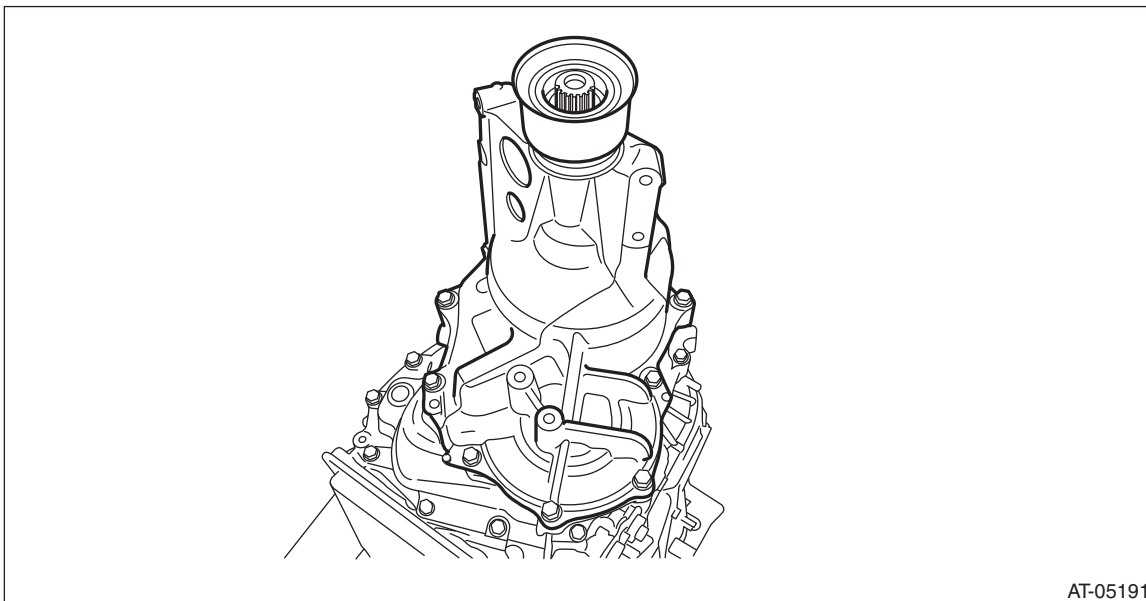
THREE BOND 1215 (Part No. 004403007) or equivalent



- 7) Install the extension case.

Tightening torque:

25 N·m (2.5 kgf·m, 18.4 ft·lb)



- 8) Install the front wheel speed sensor. <Ref. to CVT-105, INSTALLATION, Front Wheel Speed Sensor.>
- 9) Install the transmission assembly. <Ref. to CVT-69, INSTALLATION, Automatic Transmission Assembly.>

C: DISASSEMBLY

- 1) Remove the dust cover from extension case.
- 2) Remove the extension case oil seal from the extension case.

Extension Case

CONTINUOUSLY VARIABLE TRANSMISSION

D: ASSEMBLY

- 1) Press-fit the dust cover into extension case.
- 2) Install the extension case oil seal to extension case.

ST 498057300 INSTALLER

E: INSPECTION

- Check there is no leak of CVTF from the joint between extension case and intermediate case.
- Check there is no damage or cracks on the extension case.

F: ADJUSTMENT

NOTE:

When replacing the extension case, select the shims for rear drive shaft thrust needle bearing and transfer reduction driven gear. <Ref. to CVT-146, ADJUSTMENT, Rear Drive Shaft.> <Ref. to CVT-163, ADJUSTMENT, Transfer Reduction Driven Gear.>