

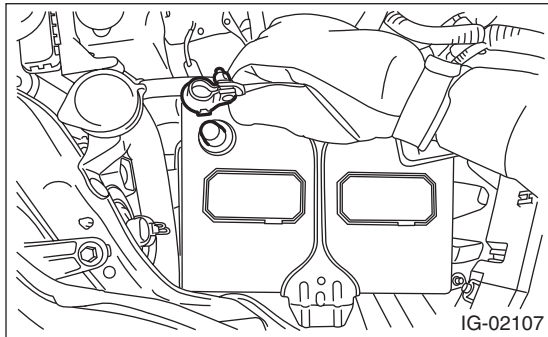
Oil Temperature Sensor

FUEL INJECTION (FUEL SYSTEMS)

14.Oil Temperature Sensor

A: REMOVAL

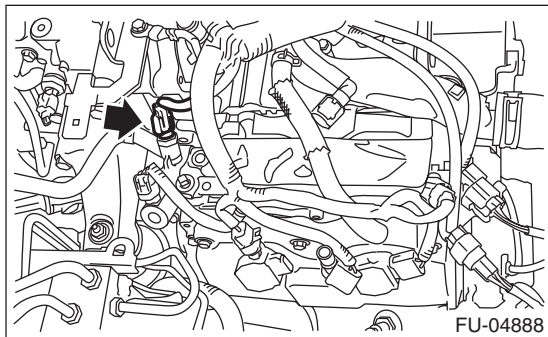
1) Disconnect the ground cable from battery.



2) Remove the air intake boot assembly. <Ref. to IN(H4SO)-8, REMOVAL, Air Intake Boot.>

3) Disconnect the connector from oil temperature sensor.

4) Remove the oil temperature sensor.



B: INSTALLATION

Install in the reverse order of removal.

NOTE:

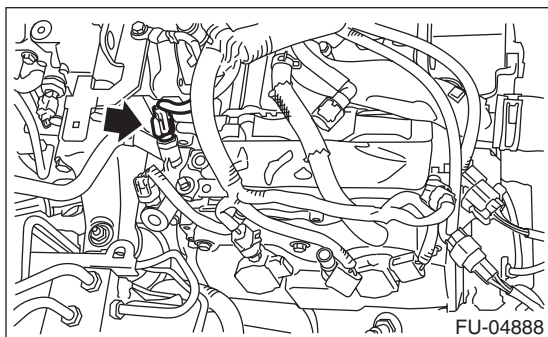
Apply liquid gasket to the oil temperature sensor threads.

Liquid gasket:

THREE BOND 1324 (Part No. 004403042) or equivalent

Tightening torque:

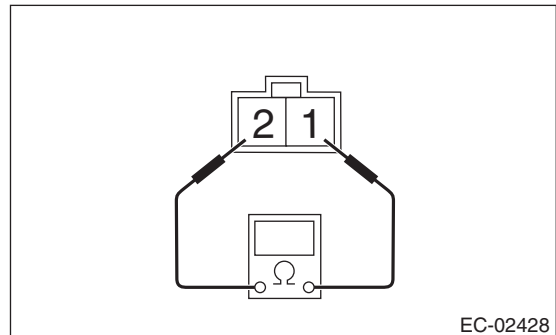
18 N·m (1.8 kgf·m, 13.3 ft·lb)



C: INSPECTION

1) Check that the oil temperature sensor has no deformation, cracks or other damages.

2) Measure the resistance between oil temperature sensor terminals.



Terminal No.	Standard
1 and 2	2.45±0.2 (when 20°C (68°F))