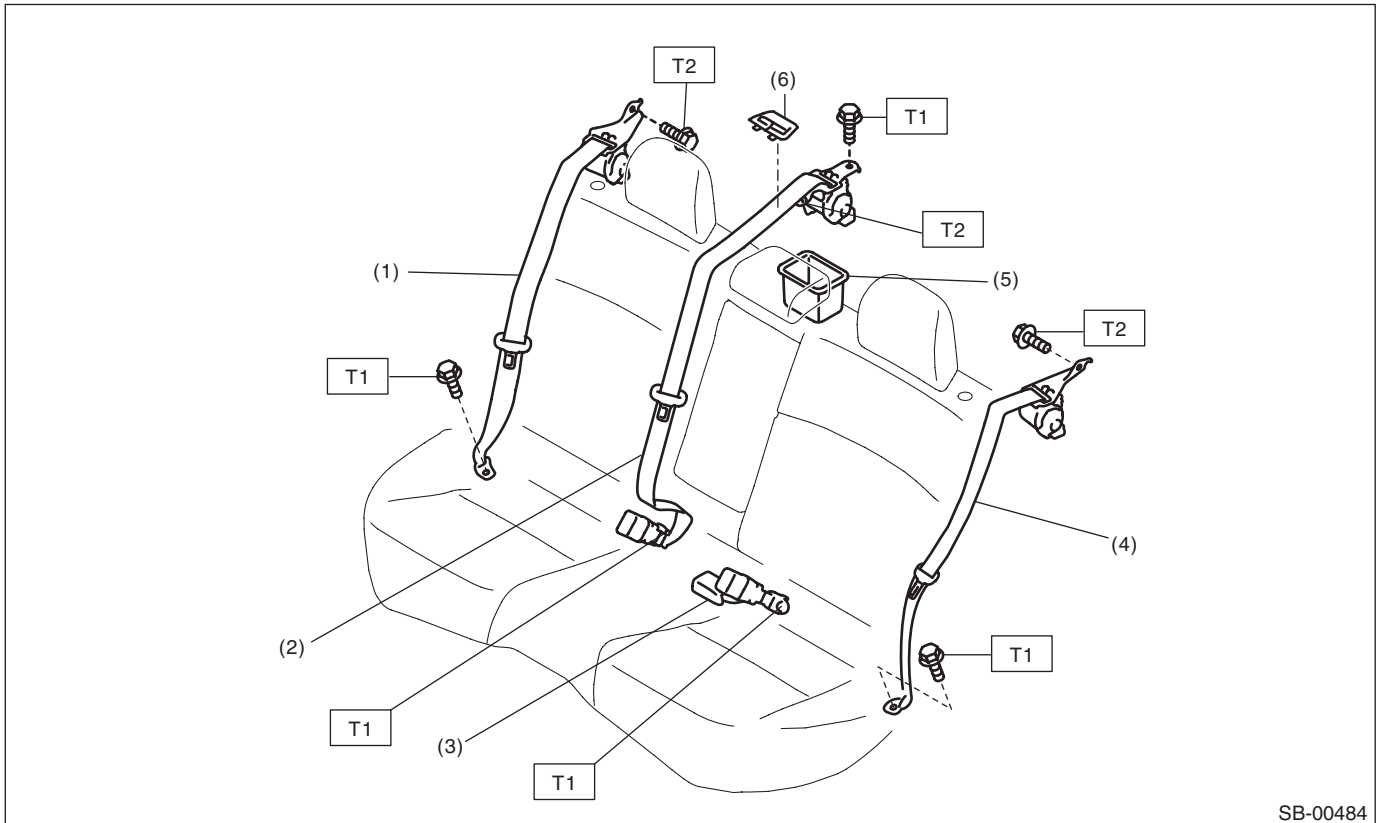


A: COMPONENT

- T4: 53 (5.40, 39.1)**

2. REAR SEAT BELT (4 DOOR MODEL)



- | | |
|-----------------------------------|-------------------------------|
| (1) Seat belt outer - rear RH | (4) Seat belt outer - rear LH |
| (2) Seat belt - rear shoulder CTR | (5) Cover - ELR |
| (3) Seat belt - CTR LH | (6) Cover - belt rear |

Tightening torque: N·m (kgf-m, ft-lb)

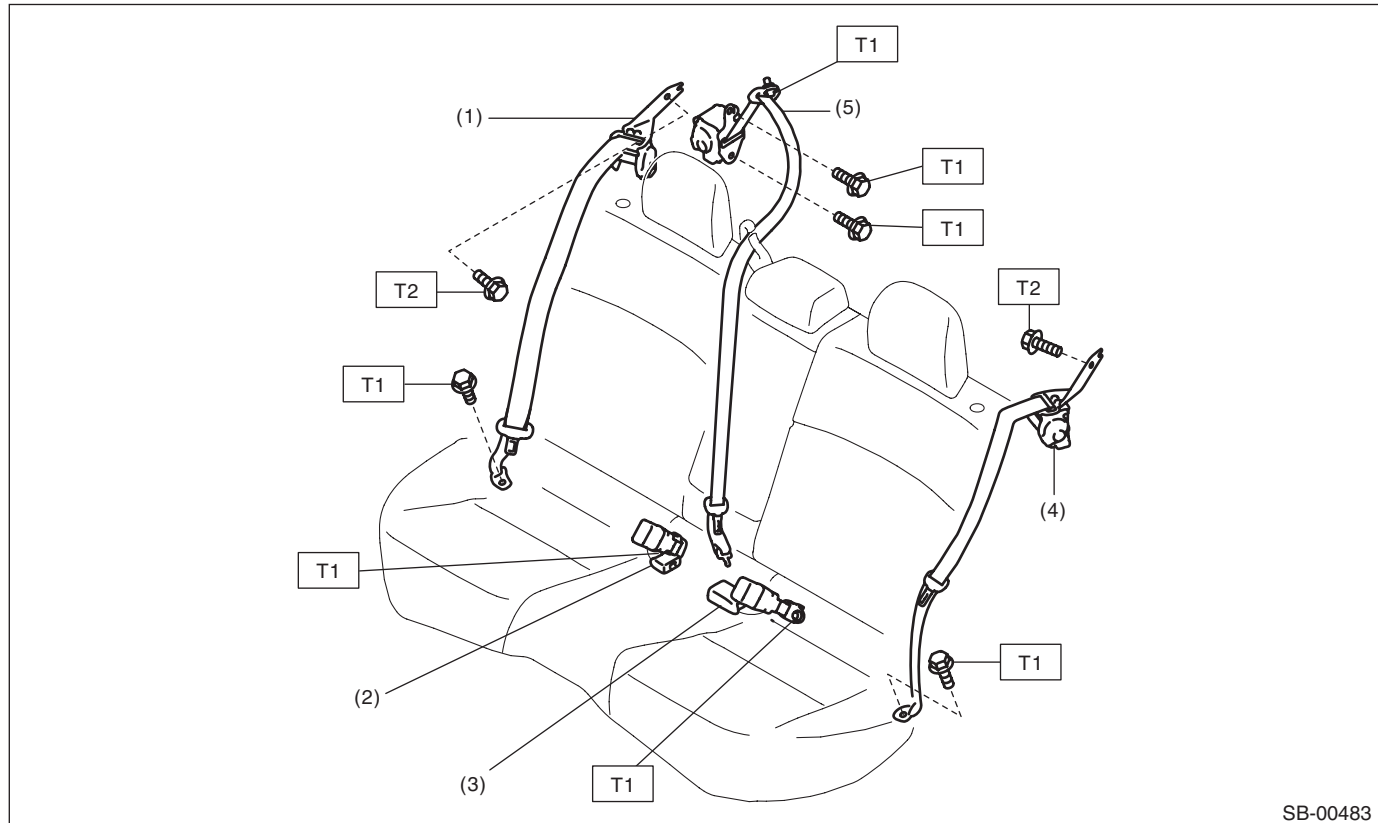
T1: 30 (3.06, 22.1)

T2: 53 (5.40, 39.1)

General Description

SEAT BELT SYSTEM

3. REAR SEAT BELT (5 DOOR MODEL/XV MODEL)



- | | |
|-------------------------------|-----------------------------------|
| (1) Seat belt outer - rear RH | (4) Seat belt outer - rear LH |
| (2) Seat belt - CTR RH | (5) Seat belt - rear shoulder CTR |
| (3) Seat belt - CTR LH | |

Tightening torque: N·m (kgf·m, ft·lb)

T1: 30 (3.06, 22.1)

T2: 53 (5.40, 39.1)

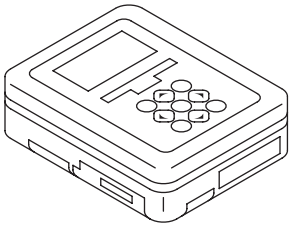
B: CAUTION

- Before starting the work, turn the ignition switch to OFF, disconnect the battery ground cable and wait for 60 seconds or more.
- For the 12 volt engine restart battery of HEV model, disconnect the ground terminal from 12V engine restart battery sensor.
- The airbag system (including pretensioner) is fitted with a backup power supply. After disconnecting the battery ground cable, the airbag system may operate if you do not wait for 60 seconds or more before starting the service of airbag system.
- Do not drop or apply any impact to the pretensioner.
- If oil, grease or water gets on the pretensioner, wipe it off immediately with a dry cloth.
- Do not expose the pretensioner to high temperature or flame.
- Do not allow current to flow through or voltage to reach the pretensioner. Do not use a circuit tester to check resistance of the pretensioner.
- Do not disassemble or attempt to repair the pretensioner. If it is dented, cracked or deformed, replace it with a new genuine part.
- Do not use the airbag or pretensioner parts from other vehicles. Always use a new genuine part for replacement.
- When handling a seat belt with deployed pretensioner, wear gloves and goggles. Wash your hands afterwards.
- Do not reuse a seat belt with deployed pretensioner.
- Before disposal, make sure to perform an operation process to the pretensioners.
- If material from the pretensioner enters the eyes or contacts skin during operation process, wash it away with clean water, and then consult a doctor.

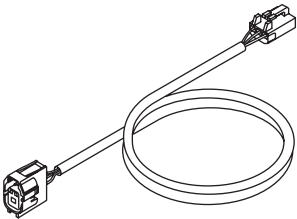
C: PREPARATION TOOL

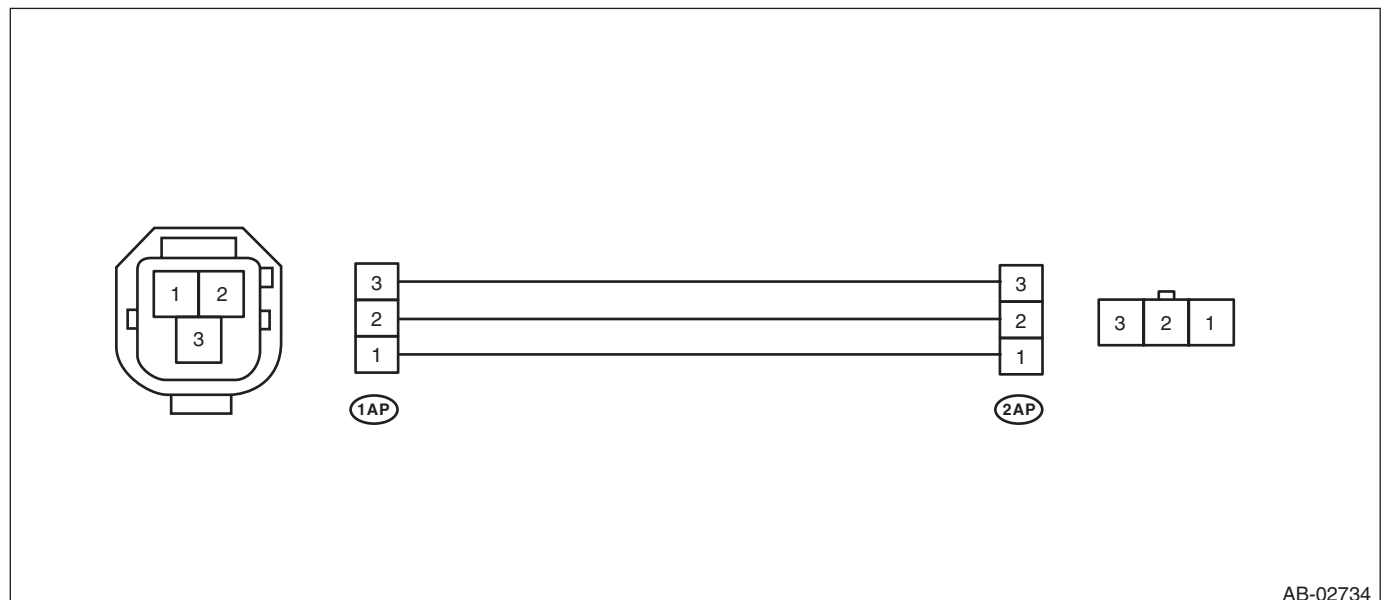
1. SPECIAL TOOL

- Subaru Select Monitor

ILLUSTRATION	TOOL NUMBER	DESCRIPTION	REMARKS
 <p>ST1B022XU0</p>	1B022XU0	SUBARU SELECT MONITOR III KIT	Used for setting of each function and trouble-shooting for electrical system. NOTE: For detailed operation procedures of SUBARU SELECT MONITOR III, refer to "PC application help for Subaru Select Monitor".

- TEST HARNESS AP

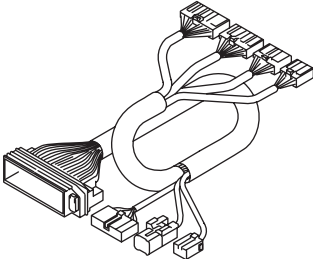
ILLUSTRATION	TOOL NUMBER	DESCRIPTION	REMARKS
 <p>ST98299FJ030</p>	98299FJ030	TEST HARNESS AP	Used when measuring voltage and resistance of occupant detection system.

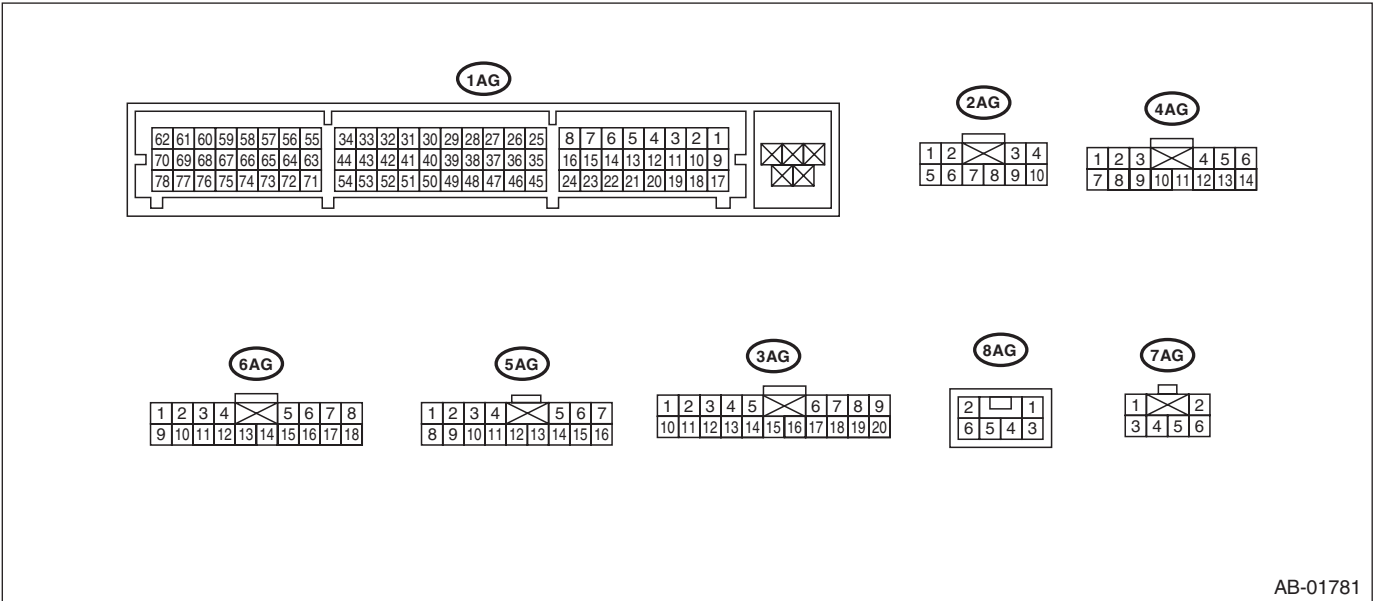


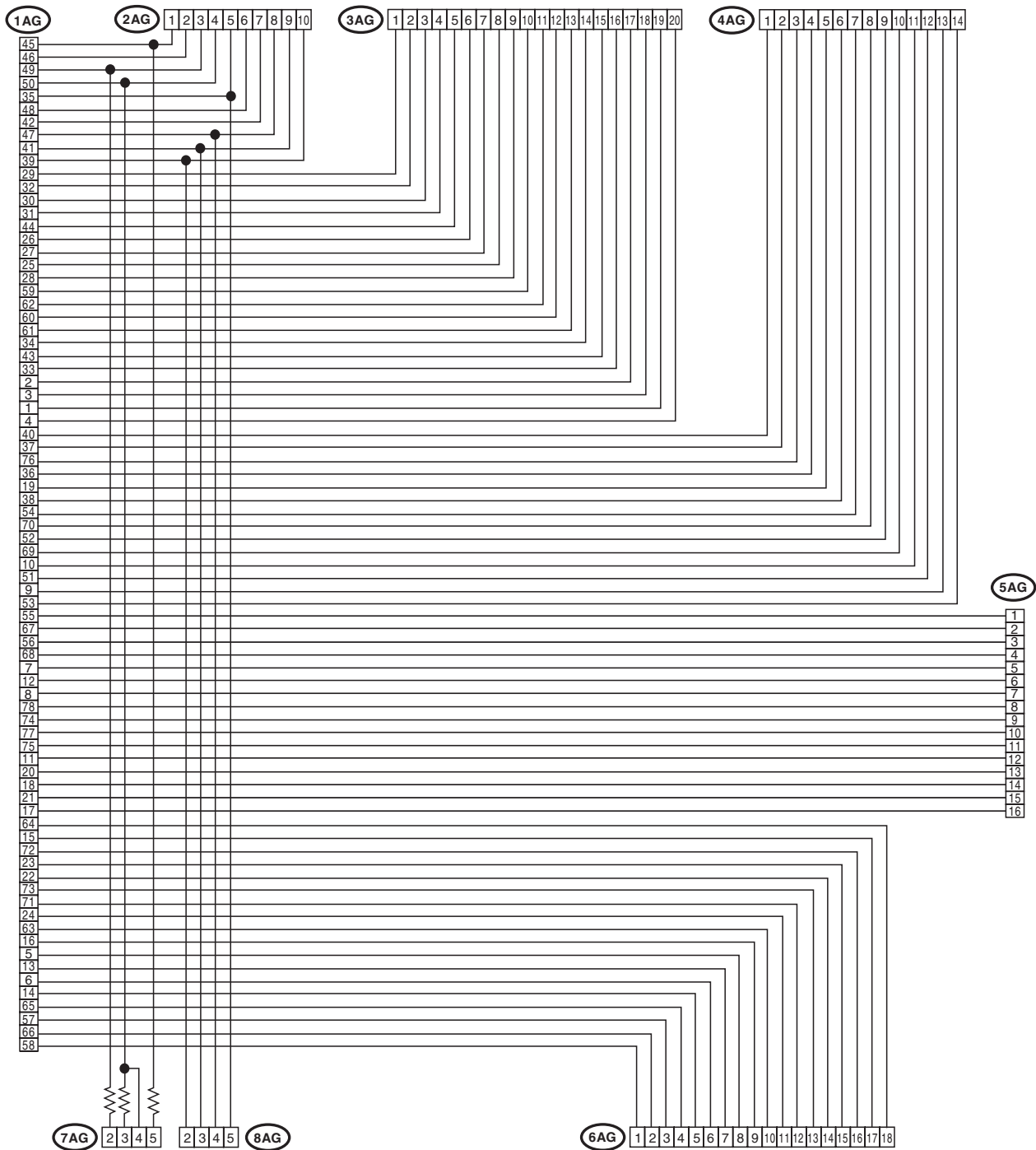
General Description

SEAT BELT SYSTEM

• TEST HARNESS AG

ILLUSTRATION	TOOL NUMBER	DESCRIPTION	REMARKS
 ST98299AG070	98299AG070	TEST HARNESS AG	Used when measuring voltage and resistance of airbag control module.

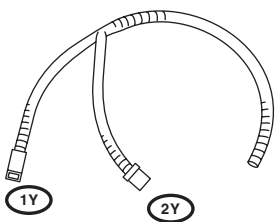


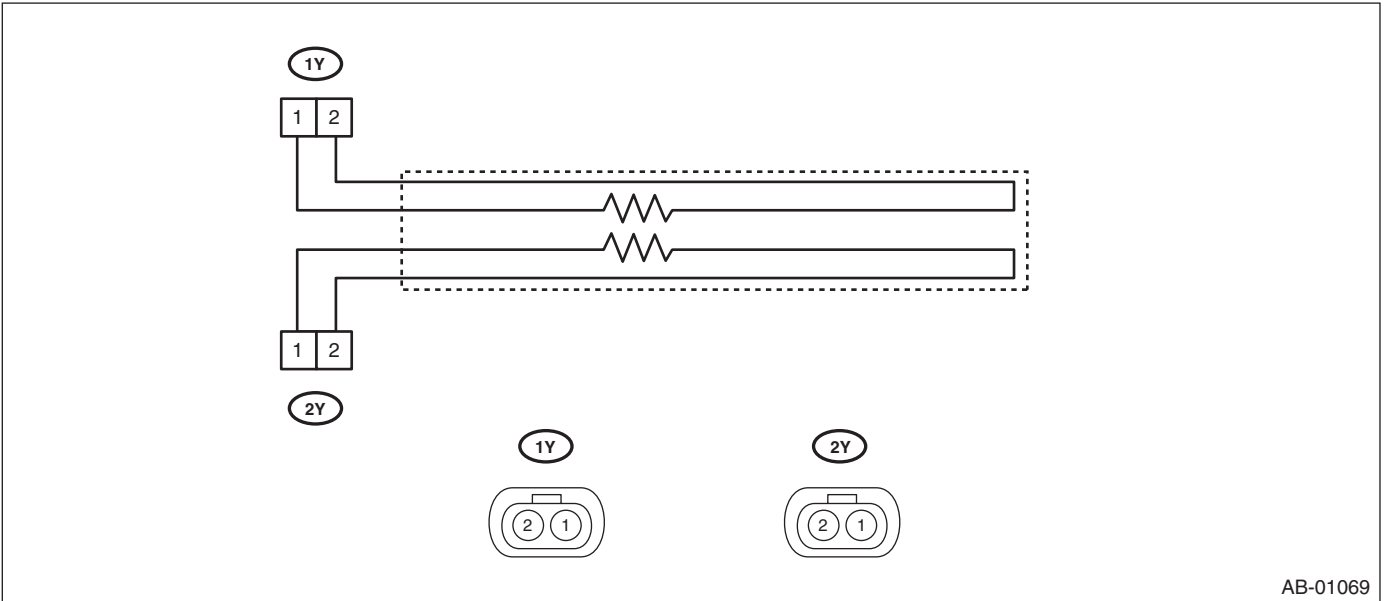


General Description

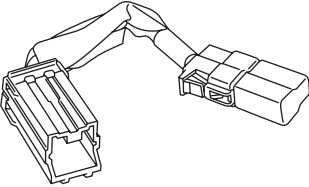
SEAT BELT SYSTEM

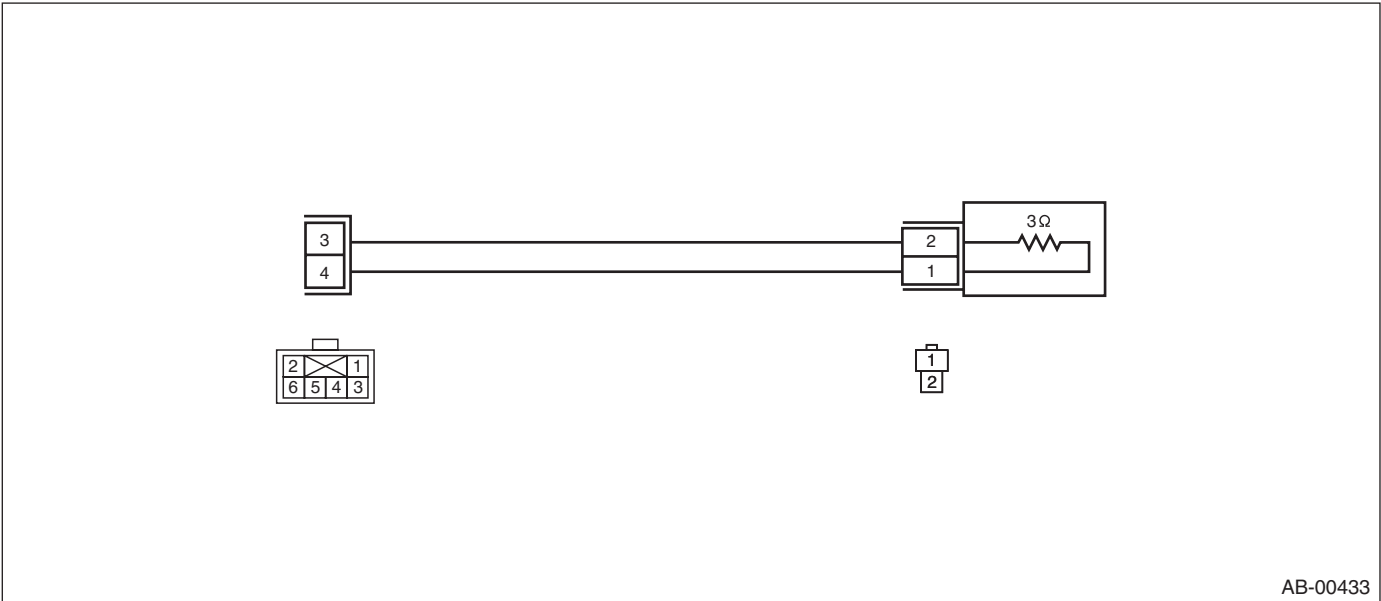
• TEST HARNESS Y

ILLUSTRATION	TOOL NUMBER	DESCRIPTION	REMARKS
 <p>ST98299AG040</p>	98299AG040	TEST HARNESS Y	Used for troubleshooting seat belt buckle switch.



• AIRBAG RESISTOR

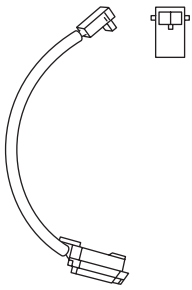
ILLUSTRATION	TOOL NUMBER	DESCRIPTION	REMARKS
<div><p>ST98299PA040</p></div>	98299PA040	AIRBAG RESISTOR	Used in replacement of airbag module for which resistance value is same as airbag module.




General Description

SEAT BELT SYSTEM

• TEST HARNESS ADAPTER D

ILLUSTRATION	TOOL NUMBER	DESCRIPTION	REMARKS
 <p>ST98299SA010</p>	98299SA010	TEST HARNESS ADAPTER D	<ul style="list-style-type: none"> Used for operation process of pretensioner. Used together with AIRBAG DEPLOYMENT TOOL. (98299PA030)

• AIRBAG DEPLOYMENT TOOL

ILLUSTRATION	TOOL NUMBER	DESCRIPTION	REMARKS
 <p>ST98299PA030</p>	98299PA030	AIRBAG DEPLOYMENT TOOL	<ul style="list-style-type: none"> Used for operation process of pretensioner. Used together with each test harness adapter.

2. GENERAL TOOL

TOOL NAME	REMARKS
Circuit tester	Used for measuring resistance and voltage.