

Differential Side Retainer Oil Seal

MANUAL TRANSMISSION AND DIFFERENTIAL

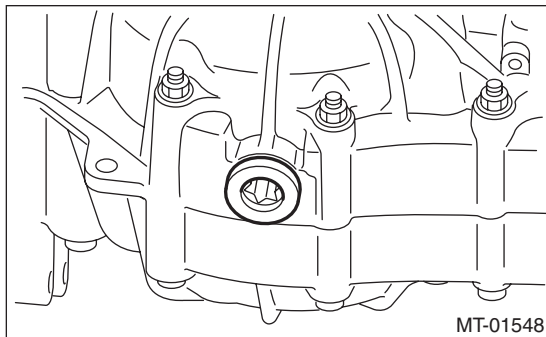
6. Differential Side Retainer Oil Seal

A: INSPECTION

Check for leakage of gear oil from differential side retainer oil seal part. If there is oil leakage, replace the oil seal with the new part and check the drive shaft.

B: REPLACEMENT

- 1) Lift up the vehicle.
- 2) Remove the transmission gear oil drain plug using TORX® bit T70, and drain the transmission gear oil completely.



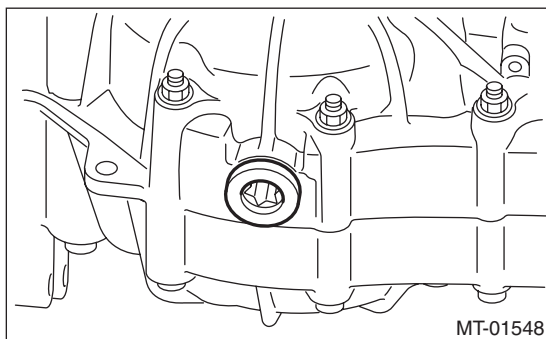
- 3) Replace the gasket with a new part and tighten the drain plug using the TORX® bit T70.

Tightening torque:

44 N·m (4.5 kgf-m, 32.5 ft-lb) (aluminum gasket, silver)

70 N·m (7.1 kgf-m, 51.6 ft-lb) (copper gasket, brown)

70 N·m (7.1 kgf-m, 51.6 ft-lb) (metal gasket, black)



- 4) Remove the center exhaust pipe. <Ref. to EX(w/o STI)-2, General Description.>
- 5) Separate the front drive shaft from the transmission. <Ref. to DS-27, REMOVAL, Front Drive Shaft.>

- 6) Remove the differential side retainer oil seal.

NOTE:

- Be sure to replace the differential side retainer oil seal whenever the front drive shaft is removed from the transmission.
- Use the ST 398527700 PULLER ASSY to remove the oil seal. If removing the oil seal with a flat tip screwdriver, be careful not to scratch the differential side retainer.

- 7) Using the ST, install the differential side retainer oil seal by lightly tapping with a plastic hammer.

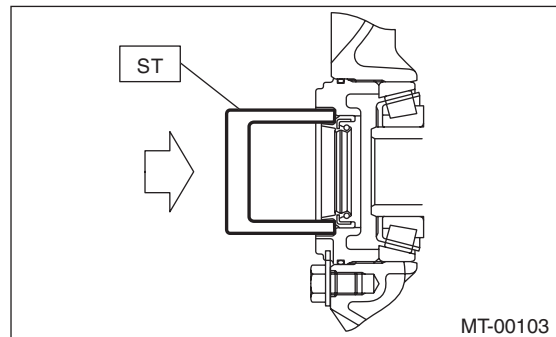
ST 18675AA000 DIFFERENTIAL SIDE OIL SEAL INSTALLER

CAUTION:

- Apply transmission gear oil to the oil seal lips, and install the oil seal while being careful not to deform the lip.
- Check the identification marks (R, L) during the installation so as not to mix up the oil seal RH and LH.

NOTE:

Use a new oil seal.



- 8) Install the front drive shaft. <Ref. to DS-27, INSTALLATION, Front Drive Shaft.>

ST 28399SA010 OIL SEAL PROTECTOR

- 9) Install the center exhaust pipe. <Ref. to EX(w/o STI)-2, General Description.>

- 10) Lower the vehicle.

- 11) Add the transmission gear oil through the oil level gauge hole. <Ref. to 5MT-22, REPLACEMENT, Transmission Gear Oil.>