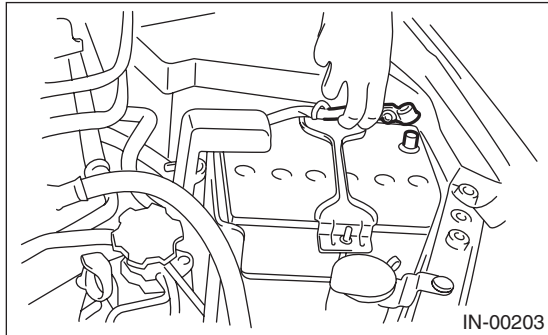


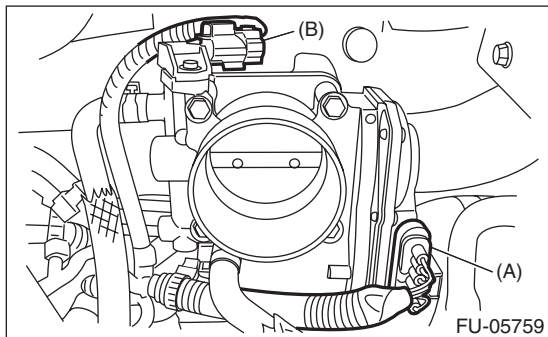
2. Throttle Body

A: REMOVAL

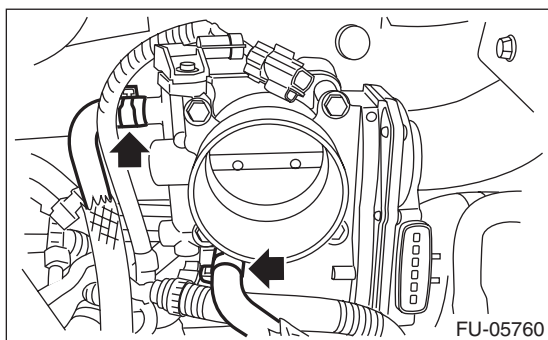
- 1) Disconnect the ground cable from battery.



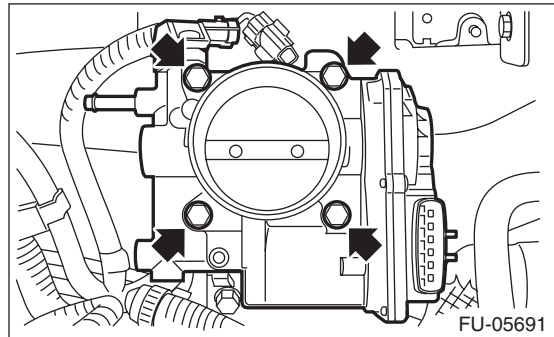
- 2) Lift up the vehicle.
- 3) Remove the under cover. <Ref. to EI-28, REMOVAL, Front Under Cover.>
- 4) Drain approximately 3.0 L (3.2 US qt, 2.6 Imp qt) of coolant. <Ref. to CO(STI)-13, DRAINING OF ENGINE COOLANT, REPLACEMENT, Engine Coolant.>
- 5) Remove the intercooler. <Ref. to IN(STI)-12, REMOVAL, Intercooler.>
- 6) Disconnect the connector (A) from the throttle position sensor, and the connector (B) from the manifold pressure sensor.



- 7) Disconnect the engine coolant hose from throttle body.



- 8) Remove the throttle body from the intake manifold.



B: INSTALLATION

Install in the reverse order of removal.

NOTE:

Use a new gasket.

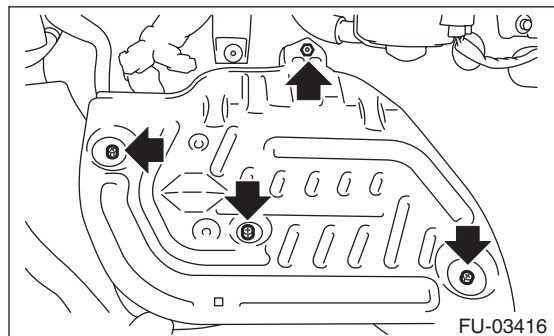
Tightening torque:

8 N·m (0.8 kgf-m, 5.9 ft-lb)

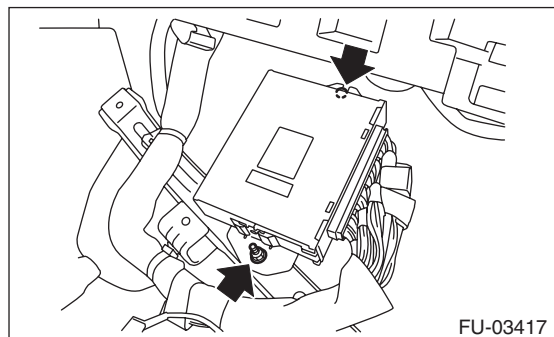
C: INSPECTION

1. THROTTLE SENSOR INSPECTION (METHOD WITH CIRCUIT TESTER)

- 1) Remove the lower inner trim of passenger's side. <Ref. to EI-57, REMOVAL, Lower Inner Trim.>
- 2) Turn over the floor mat of passenger's seat.
- 3) Remove the protect cover.



- 4) Remove the nuts and bolts which hold the ECM to the bracket.

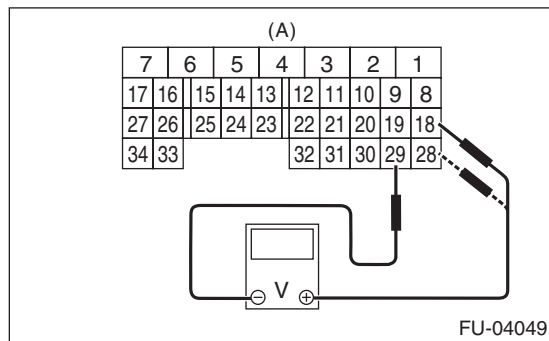


- 5) Turn the ignition switch to ON. (engine OFF)

Throttle Body

FUEL INJECTION (FUEL SYSTEMS)

6) Measure the voltage between ECM connector terminals.



(A) To ECM connector

Throttle sensor	Accelerator pedal	Terminal No.	Standard
Main	Not depressed (Full closed)	18 (+) and 29 (-)	Approx. 0.6 V
	Depressed (Full opened)		Approx. 3.96 V
Sub	Not depressed (Full closed)	28 (+) and 29 (-)	Approx. 1.48 V
	Depressed (Full opened)		Approx. 4.17 V

7) After inspection, install the related parts in the reverse order of removal.

Tightening torque:

7.5 N·m (0.8 kgf-m, 5.5 ft-lb)

2. THROTTLE SENSOR INSPECTION (METHOD WITH SUBARU SELECT MONITOR)

- 1) Turn the ignition switch to ON. (engine OFF)
- 2) Read the throttle opening angle signal and voltage of throttle sensor using Subaru Select Monitor.
<Ref. to EN(H4DOTC)(diag)-41, READ CURRENT DATA FOR ENGINE (NORMAL MODE), OPERATION, Subaru Select Monitor.>

Throttle sensor	Throttle opening angle signal	Standard
Main	0.0%	Approx. 0.6 V
	100.0%	Approx. 3.96 V
Sub	0.0%	Approx. 1.48 V
	100.0%	Approx. 4.17 V

3. OTHER INSPECTIONS

- 1) Check that the throttle body has no deformation, cracks or other damages.
- 2) Check that the engine coolant hose has no cracks, damage or loose part.