

2. Differential Gear Oil

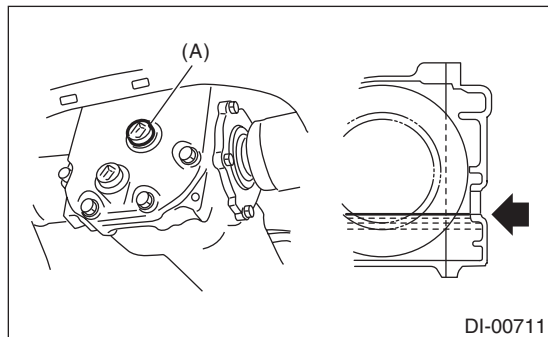
A: INSPECTION

- 1) Lift up the vehicle.
- 2) Remove the filler plug, and then check the gear oil. Replace the gear oil if it is contaminated, deteriorated or cloudy. <Ref. to DI-19, REPLACEMENT, Differential Gear Oil.>
- 3) Check that the gear oil level is within -5 mm (-0.2 in) from the bottom of the filler plug hole. If the level is low, make sure that there is no oil leakage and re-fill up to the bottom of filler plug hole.

NOTE:

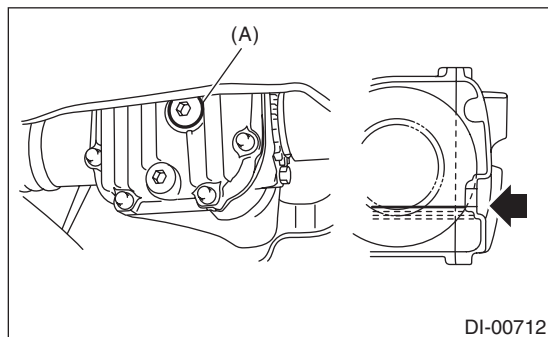
On VA1-types at factory settings, the oil level may be within -14 mm (-0.6 in) from the bottom of the filler plug. This is at normal level, requiring no oil re-fill.

- T-type



(A) Filler plug

- VA1-type



(A) Filler plug

- 4) Install the filler plug.

NOTE:

- For the T-type, apply liquid gasket to the filler plug.

Liquid gasket:

THREE BOND 1105 (Part No. 004403010) or equivalent

- For VA type, use a new gasket.

Tightening torque:

T-type:

49 N·m (5.0 kgf-m, 36.1 ft-lb)

VA-type:

50 N·m (5.1 kgf-m, 36.9 ft-lb)

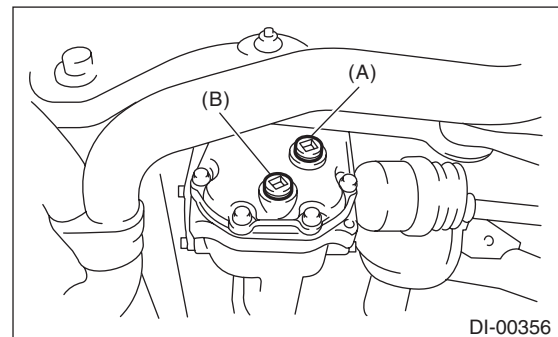
B: REPLACEMENT

CAUTION:

- Gear oil is extremely hot just after driving. Be wary of receiving burns.
- Be careful not to spill the differential gear oil on exhaust pipe. If gear oil is spilled, wipe it off completely.

- 1) Lift up the vehicle.
- 2) Remove the drain plug and filler plug, and drain the gear oil.

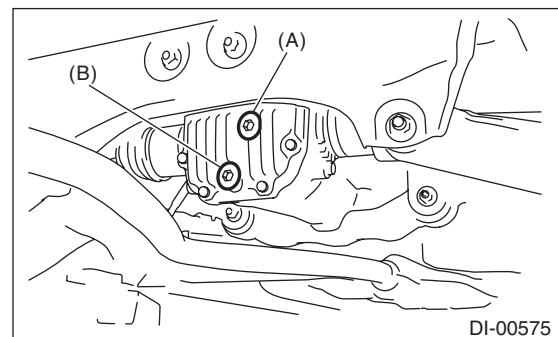
- T-type



(A) Filler plug

(B) Drain plug

- VA1-type



(A) Filler plug

(B) Drain plug

Differential Gear Oil

DIFFERENTIALS

3) Tighten the drain plug.

NOTE:

- For the T-type, apply liquid gasket to the drain plug.

Liquid gasket:

THREE BOND 1105 (Part No. 004403010) or equivalent

- For VA type, use a new gasket.

Tightening torque:

T-type

49 N·m (5.0 kgf-m, 36.1 ft-lb)

VA-type:

50 N·m (5.1 kgf-m, 36.9 ft-lb)

4) Fill the differential carrier with gear oil to the bottom of filler plug.

NOTE:

Carefully refill gear oil while watching the level. Excessive or insufficient oil must be avoided.

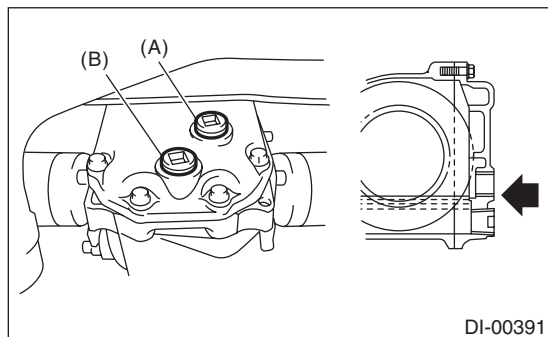
Recommended gear oil:

<Ref. to DI-2, SPECIFICATION, General Description.>

Oil capacity:

0.8 L (0.8 US qt, 0.7 Imp qt)

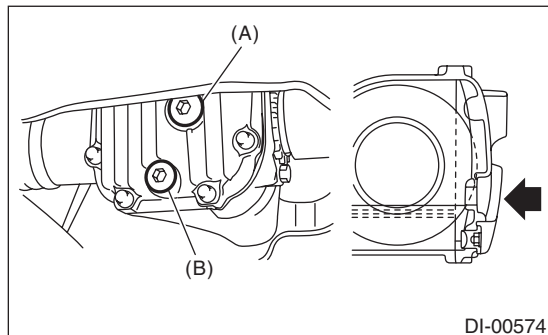
- T-type



(A) Filler plug

(B) Drain plug

- VA1-type



(A) Filler plug

(B) Drain plug

5) Install the filler plug.

NOTE:

- For the T-type, apply liquid gasket to the filler plug.

Liquid gasket:

THREE BOND 1105 (Part No. 004403010) or equivalent

- For VA type, use a new gasket.

Tightening torque:

T-type:

49 N·m (5.0 kgf-m, 36.1 ft-lb)

VA-type:

50 N·m (5.1 kgf-m, 36.9 ft-lb)