

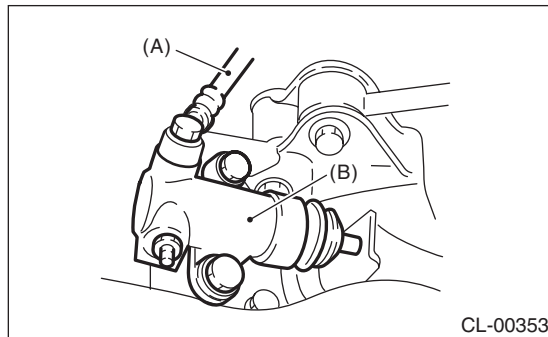
5. Operating Cylinder

A: REMOVAL

- 1) Remove the air intake boot assembly. <Ref. to IN(H4DO)-12, REMOVAL, Air Intake Boot.>
- 2) Disconnect the clutch hose from the operating cylinder.

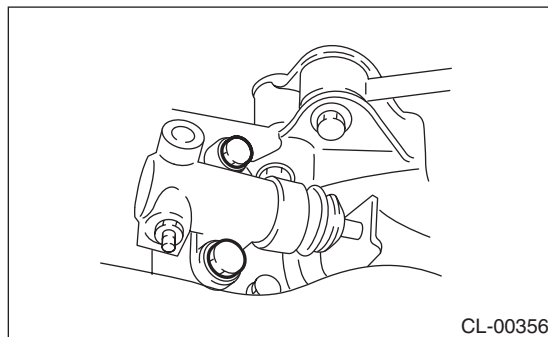
CAUTION:

Cover the hose joint to prevent the clutch fluid from flowing out.



- (A) Clutch hose
(B) Operating cylinder

- 3) Remove the operating cylinder from the transmission.



B: INSTALLATION

- 1) Install in the reverse order of removal.

NOTE:

- Before installing the operating cylinder, apply grease to the contact point of the release lever and operating cylinder.

Grease:

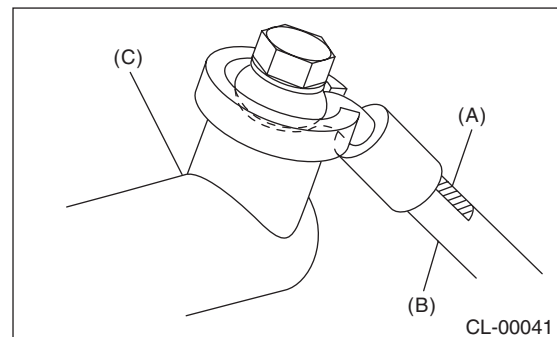
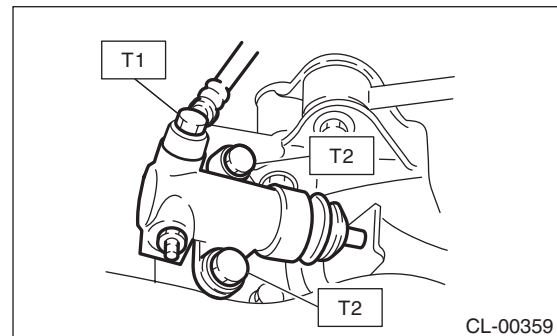
NICHIMOLY N-130 or equivalent

- Be sure to install the clutch hose with the mark side facing upward.
- Be careful not to twist the clutch hose during installation.
- Use a new gasket.

Tightening torque:

T1: 18 N·m (1.8 kgf-m, 13.3 ft-lb)

T2: 37 N·m (3.8 kgf-m, 27.3 ft-lb)



- (A) Mark
(B) Clutch hose
(C) Operating cylinder

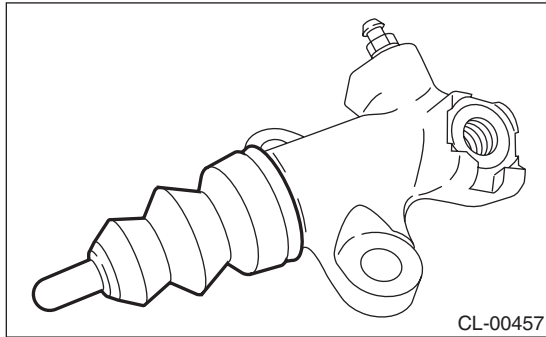
- 2) After bleeding air from the operating cylinder, ensure that the clutch operates properly. <Ref. to CL-21, Clutch Fluid Air Bleeding.>

Operating Cylinder

CLUTCH SYSTEM

C: DISASSEMBLY

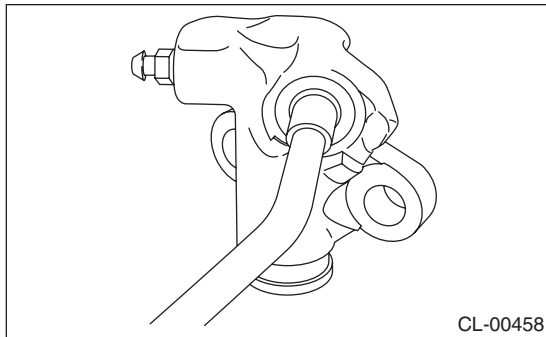
- 1) Remove the boot and push rod.



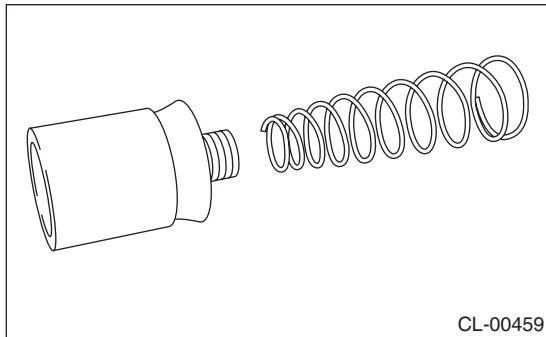
- 2) Apply compressed air through clutch hose attachment hole.

NOTE:

Face the piston hole down and place a piece of wood underneath to prevent the piston from popping out.



- 3) Separate the piston and piston spring.



D: ASSEMBLY

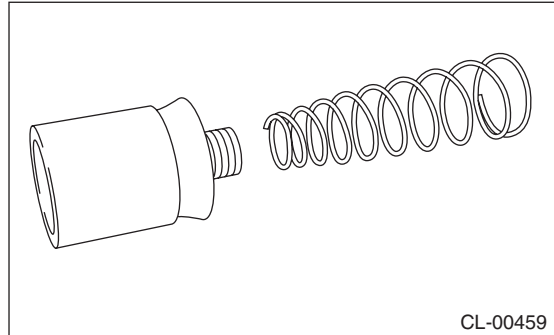
NOTE:

During assembly, apply hydraulic oil to all parts.

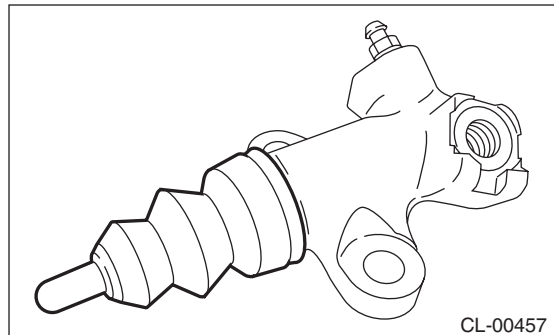
Recommended clutch fluid:

New FMVSS No. 116 DOT3 or DOT4

- 1) Install the piston spring onto the piston.



- 2) Insert piston into the operating cylinder.
- 3) Install push rod to the boot.
- 4) Install boot and push rod to the operating cylinder.



E: INSPECTION

- 1) Check that the operating cylinder is not damaged. Replace the operating cylinder if it is damaged.
- 2) Check the clutch fluid leakage on the operating cylinder or the boot for damage. Replace the operating cylinder if clutch fluid leaks or boot damages are noted.