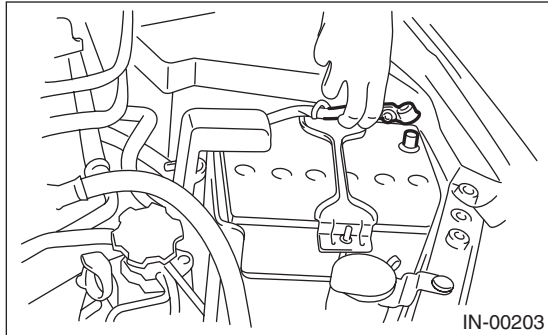


6. Engine Oil Pressure

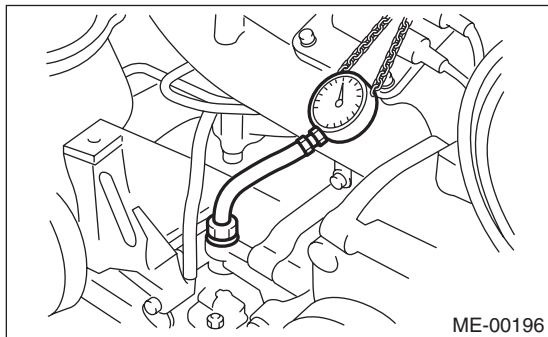
A: INSPECTION

1) Disconnect the ground cable from battery.

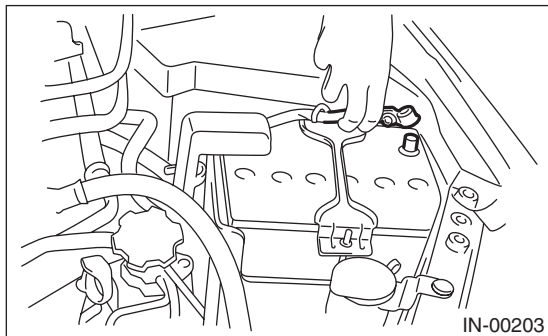


2) Remove the oil pressure switch. <Ref. to LU(H4SO)-19, REMOVAL, Oil Pressure Switch.>

3) Install the oil pressure gauge to cylinder block.



4) Connect the battery ground terminal.



5) Start the engine, and check the oil pressure.

NOTE:

- Standard value is based on an engine oil temperature of 80°C (176°F).
- If the oil pressure is out of specification, check oil pump, oil filter and lubrication line. <Ref. to LU(H4SO)-22, INSPECTION, Engine Lubrication System Trouble in General.>
- If the oil pressure warning light is ON and oil pressure is within specification, check the oil pressure switch. <Ref. to LU(H4SO)-22, INSPECTION, Engine Lubrication System Trouble in General.>

Engine oil pressure:

Standard

98 kPa (1.0 kgf/cm², 14 psi) or more (at 600 rpm)

294 kPa (3.0 kgf/cm², 43 psi) or more (at 5,000 rpm)

6) After inspection, install the related parts in the reverse order of removal.