

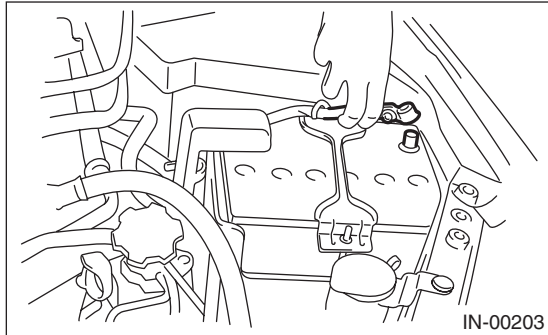
# EGR Valve

## FUEL INJECTION (FUEL SYSTEMS)

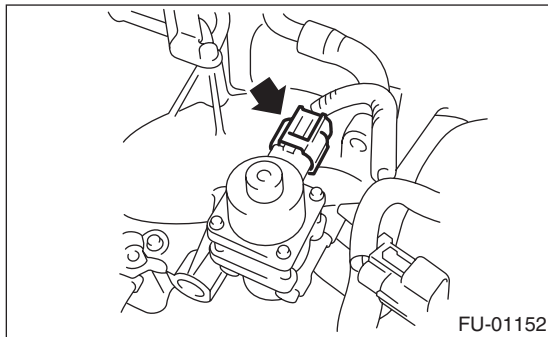
### 11.EGR Valve

#### A: REMOVAL


- 1) Disconnect the ground cable from battery.



- 2) Disconnect the connector from EGR valve.



- 3) Remove the EGR valve from intake manifold.



#### B: INSTALLATION

Install in the reverse order of removal.

NOTE:

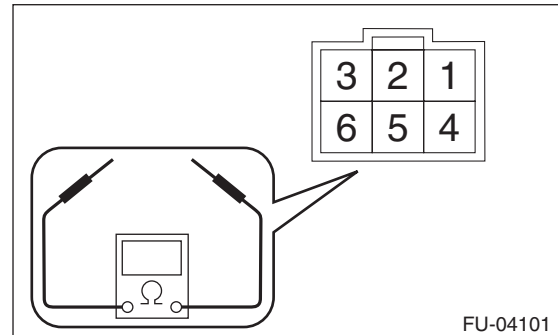
Use a new gasket.

**Tightening torque:**

**19 N·m (1.9 kgf·m, 14.0 ft-lb)**

#### C: INSPECTION

- 1) Check that the EGR valve has no deformation, cracks or other damages.
- 2) Measure the resistance between EGR valve terminals.



Terminal No.	Standard
2 and 1	22±2 Ω
2 and 3	22±2 Ω
5 and 4	22±2 Ω
5 and 6	22±2 Ω