

22. Air Breather Hose

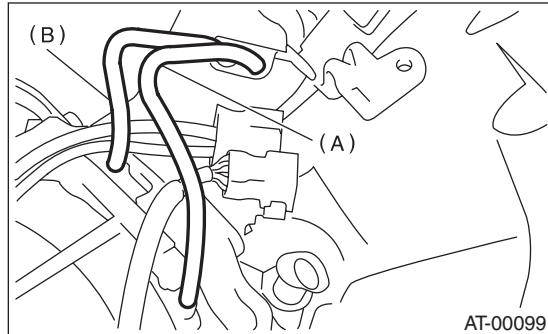
A: REMOVAL

1) Remove the air intake chamber. (non-turbo model) <Ref. to IN(H4SO)-7, REMOVAL, Air Intake Chamber.>

2) Remove the intercooler. (Turbo model) <Ref. to IN(H4DOTC)-13, REMOVAL, Intercooler.>

3) Disconnect the air breather hose.

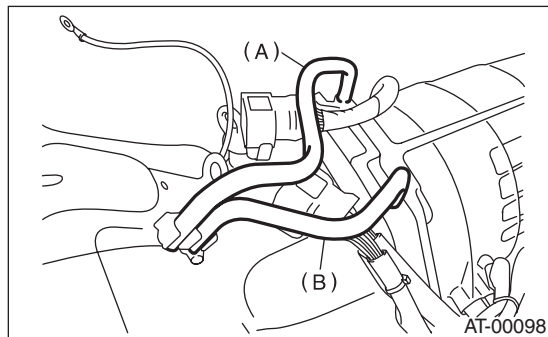
- Non-turbo model



(A) Air breather hose (Transmission case)

(B) Air breather hose (Oil pump housing)

- Turbo model



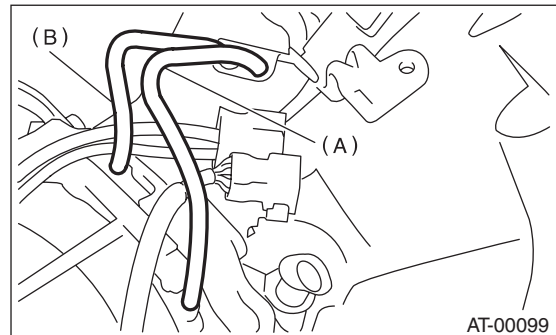
(A) Air breather hose (Transmission case)

(B) Air breather hose (Oil pump housing)

B: INSTALLATION

1) Install the air breather hose.

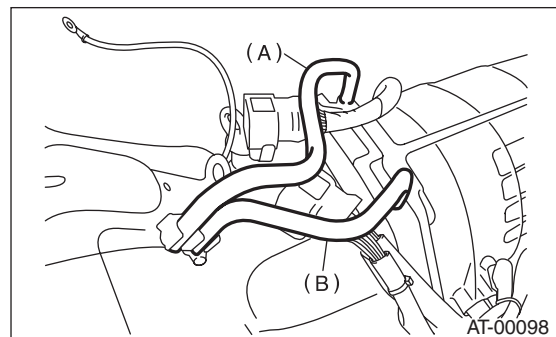
- Non-turbo model



(A) Air breather hose (Transmission case)

(B) Air breather hose (Oil pump housing)

- Turbo model



(A) Air breather hose (Transmission case)

(B) Air breather hose (Oil pump housing)

2) Install the air intake chamber. (non-turbo model) <Ref. to IN(H4SO)-7, INSTALLATION, Air Intake Chamber.>

3) Install the intercooler. (Turbo model) <Ref. to IN(H4DOTC)-13, INSTALLATION, Intercooler.>

C: INSPECTION

Make sure the hose is not cracked or clogged.