

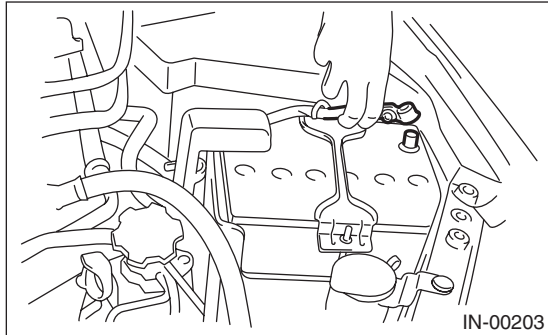
Fuel Pump Relay

FUEL INJECTION (FUEL SYSTEMS)

20.Fuel Pump Relay

A: REMOVAL

1) Disconnect the ground cable from battery.



2) Remove the fuel pump relay from the relay block on the back side of the glove box.

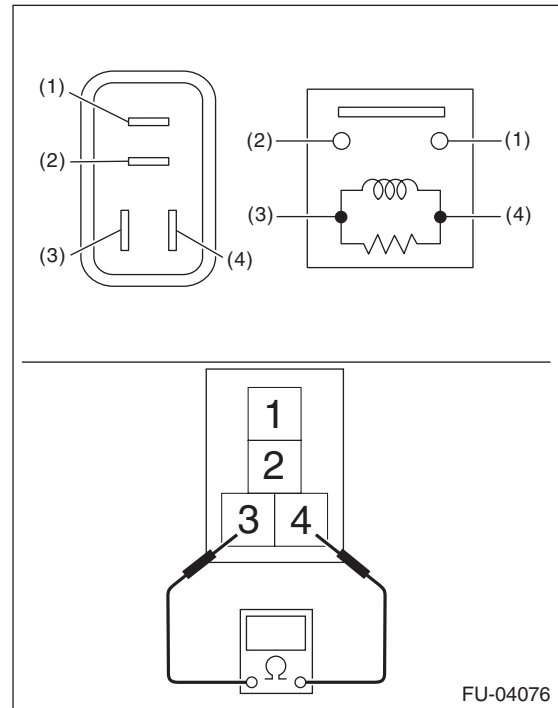


B: INSTALLATION

Install in the reverse order of removal.

C: INSPECTION

1) Measure the resistance between fuel pump relay terminals.

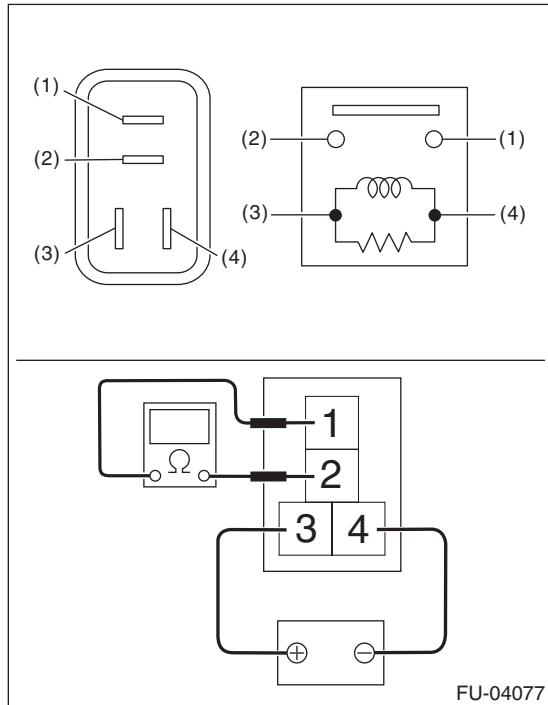


Terminal No.	Standard
1 and 2	1 M Ω or more
3 and 4	93.8 — 136.4 Ω (When 20°C (68°F))

Fuel Pump Relay

FUEL INJECTION (FUEL SYSTEMS)

2) Connect terminal No. 3 to the battery positive terminal and the No. 4 terminal to the battery ground terminal, and measure the resistance between the fuel pump relay terminals.



Terminal No.	Standard
1 and 2	Less than 1 Ω