

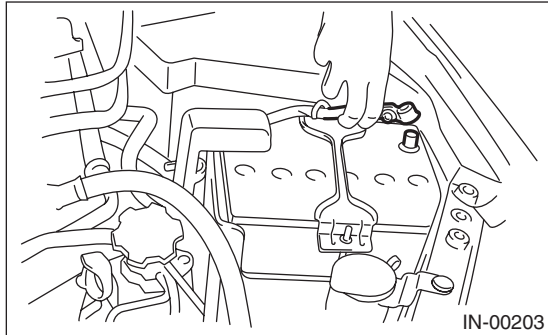
Main Relay

FUEL INJECTION (FUEL SYSTEMS)

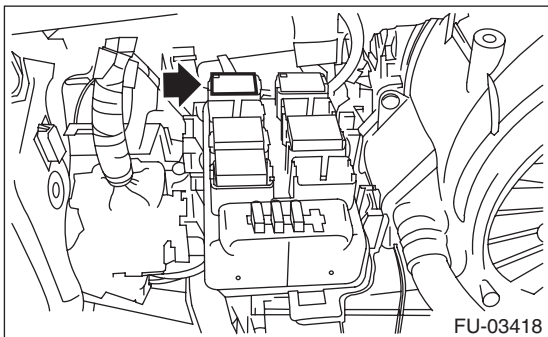
19.Main Relay

A: REMOVAL

1) Disconnect the ground cable from battery.



2) Remove the main relay from the relay block on the back side of the glove box.

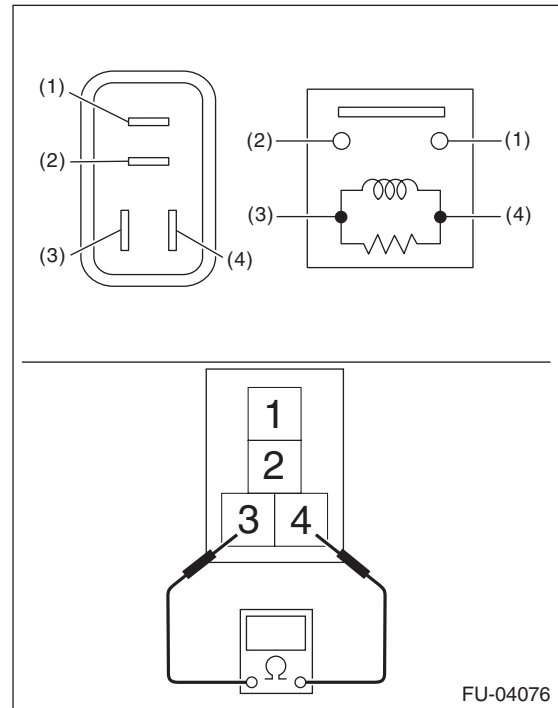


B: INSTALLATION

Install in the reverse order of removal.

C: INSPECTION

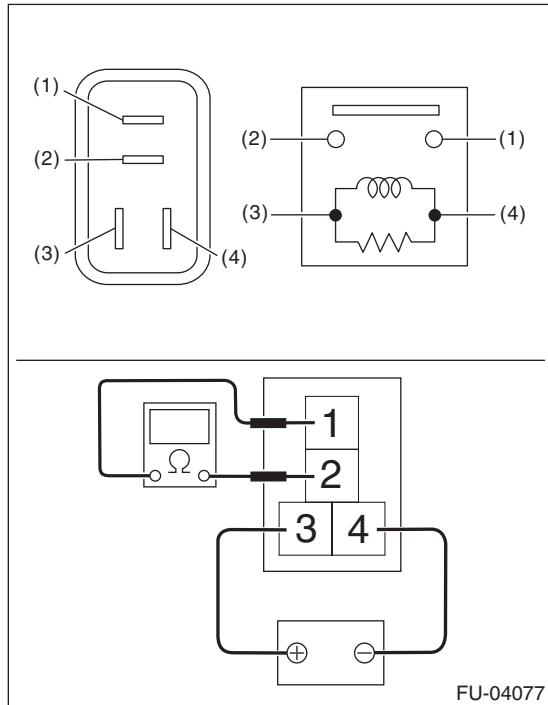
1) Measure the resistance between main relay terminals.



Terminal No.	Standard
1 and 2	1 M Ω or more
3 and 4	130.4 — 230.8 Ω (When 20°C (68°F))

Main Relay

2) Connect terminal No. 3 to the battery positive terminal and the No. 4 terminal to the battery ground terminal, and measure the resistance between the main relay terminals.



Terminal No.	Standard
1 and 2	Less than 1 Ω