

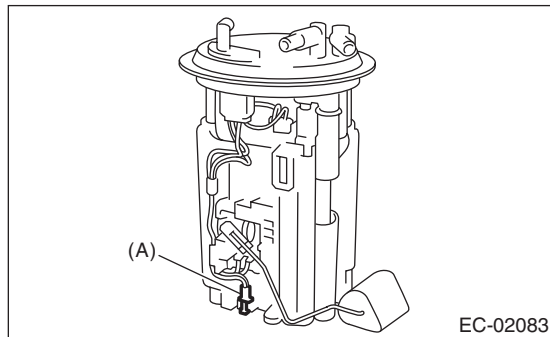
Fuel Temperature Sensor

EMISSION CONTROL (AUX. EMISSION CONTROL DEVICES)

7. Fuel Temperature Sensor

A: REMOVAL

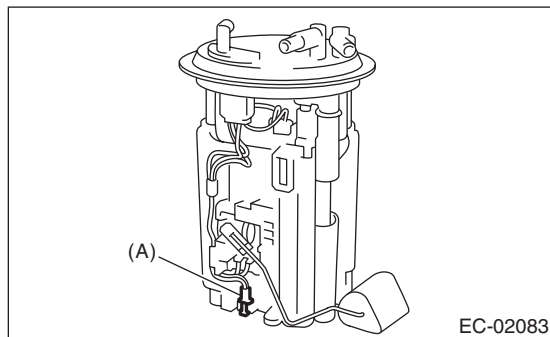
The fuel temperature sensor is integrated into the fuel level sensor as one unit; therefore, refer to “Fuel Level Sensor” for removal procedures. <Ref. to FU(H4DOTC)-73, REMOVAL, Fuel Level Sensor.>



(A) Fuel temperature sensor

B: INSTALLATION

The fuel temperature sensor and fuel level sensor are integrated into one unit; therefore, refer to “Fuel Level Sensor” for installation procedure. <Ref. to FU(H4DOTC)-73, INSTALLATION, Fuel Level Sensor.>



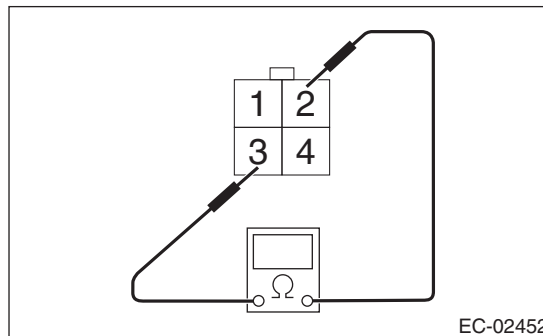
(A) Fuel temperature sensor

C: INSPECTION

Measure the resistance between fuel temperature sensor terminals.

CAUTION:

When measuring the resistance, check the circuit tester specification and be careful not to turn on electricity 3 V or more to prevent damaging the fuel temperature sensor.



Temperature	Terminal No.	Standard
-10°C (14°F)	2 and 3	11.21±0.69 kΩ (measured current 0.10 mA)
20°C (68°F)		2.502±0.08 kΩ (measured current 0.10 mA)
50°C (122°F)		0.7176±0.034 kΩ (measured current 0.10 mA)