

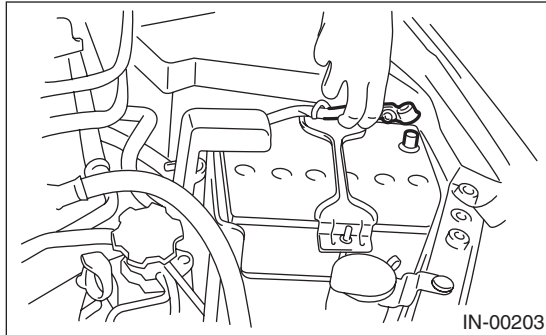
# Main Relay

FUEL INJECTION (FUEL SYSTEMS)

## 18.Main Relay

### A: REMOVAL

1) Disconnect the ground cable from battery.



2) Remove the main relay from the relay block on the back side of the glove box.

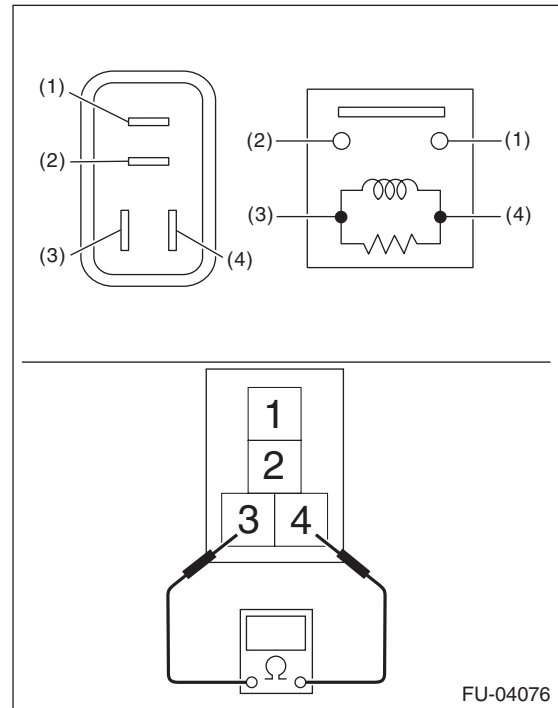


### B: INSTALLATION

Install in the reverse order of removal.

### C: INSPECTION

1) Measure the resistance between main relay terminals.

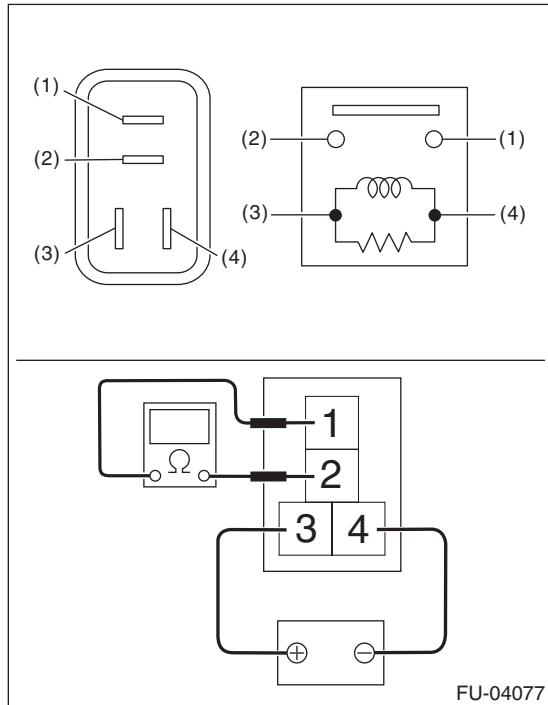


Terminal No.	Standard
1 and 2	1 M $\Omega$ or more
3 and 4	130.4 — 230.8 $\Omega$ (When 20°C (68°F))

## Main Relay

### FUEL INJECTION (FUEL SYSTEMS)

2) Connect terminal No. 3 to battery positive terminal and terminal No. 4 to the battery ground terminal, and measure the resistance between the main relay terminals.



Terminal No.	Standard
1 and 2	Less than 1 $\Omega$