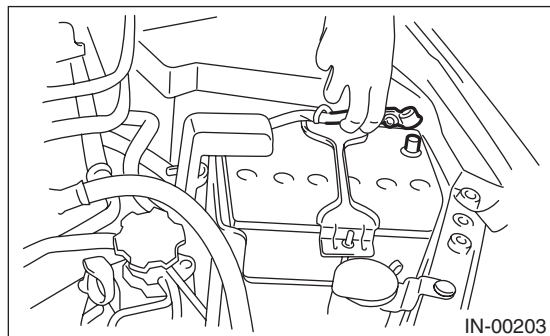


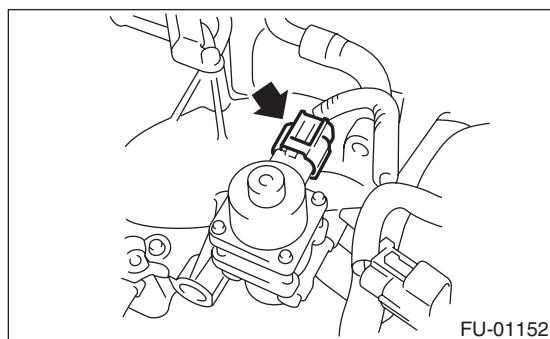
11.EGR Valve

A: REMOVAL

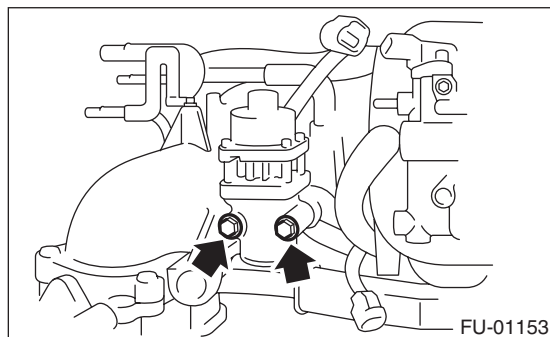
1) Disconnect the ground cable from battery.



2) Disconnect the connector from EGR valve.



3) Remove the EGR valve from intake manifold.



B: INSTALLATION

Install in the reverse order of removal.

NOTE:

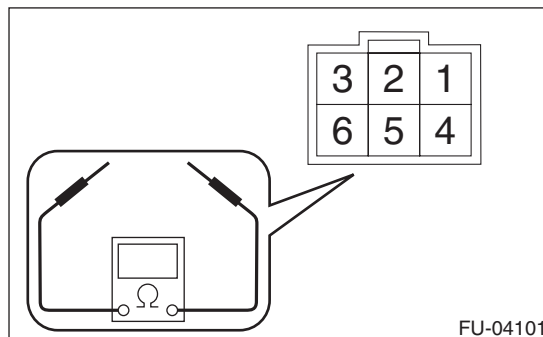
Use a new gasket.

Tightening torque:

19 N·m (1.9 kgf-m, 14.0 ft-lb)

C: INSPECTION

1) Measure the resistance between EGR valve terminals.



| Terminal No. | Standard |
|--------------|----------|
| 2 and 1 | 22±2 Ω |
| 2 and 3 | 22±2 Ω |
| 5 and 4 | 22±2 Ω |
| 5 and 6 | 22±2 Ω |