

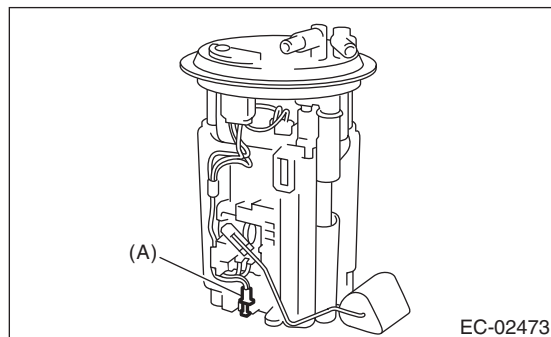
# Fuel Temperature Sensor

EMISSION CONTROL (AUX. EMISSION CONTROL DEVICES)

## 8. Fuel Temperature Sensor

### A: REMOVAL

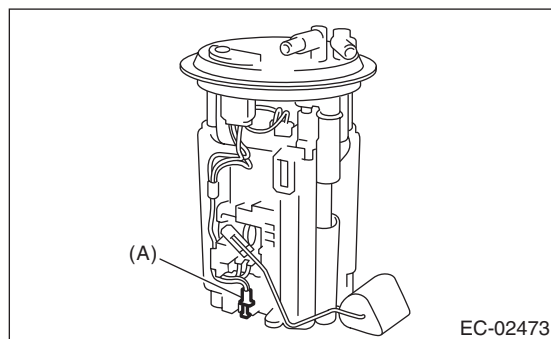
The fuel temperature sensor and fuel level sensor are integrated into one unit; therefore, refer to “Fuel Level Sensor” for removal procedure. <Ref. to FU(H4SO)-66, REMOVAL, Fuel Level Sensor.>



(A) Fuel temperature sensor

### B: INSTALLATION

The fuel temperature sensor and fuel level sensor are integrated into one unit; therefore, refer to “Fuel Level Sensor” for installation procedure. <Ref. to FU(H4SO)-66, INSTALLATION, Fuel Level Sensor.>



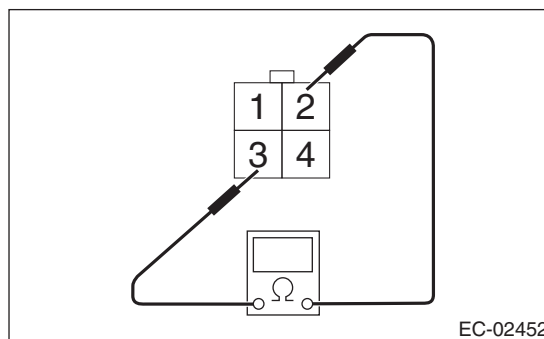
(A) Fuel temperature sensor

### C: INSPECTION

Measure the resistance between fuel temperature sensor terminals.

#### CAUTION:

When measuring the resistance, check the circuit tester specification and be careful not to turn on electricity 3 V or more to prevent damaging the fuel temperature sensor.



Temperature	Terminal No.	Standard
-10°C (14°F)	2 and 3	11.21±0.69 kΩ (measured current 0.10 mA)
20°C (68°F)		2.502±0.08 kΩ (measured current 0.10 mA)
50°C (122°F)		0.7176±0.034 kΩ (measured current 0.10 mA)