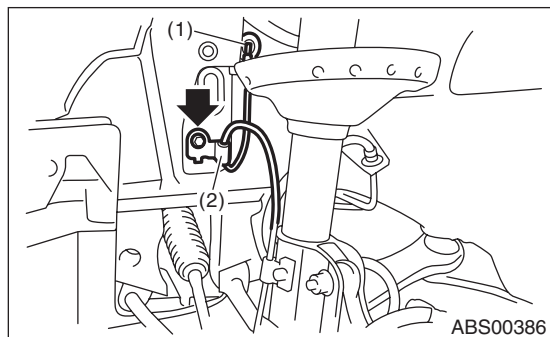


7. Front ABS Wheel Speed Sensor

A: REMOVAL

- 1) Disconnect the ground cable from battery.
- 2) Disconnect the ABS wheel speed sensor connector located next to the front strut mounting house in the engine compartment.
- 3) Remove the sensor harness bracket.

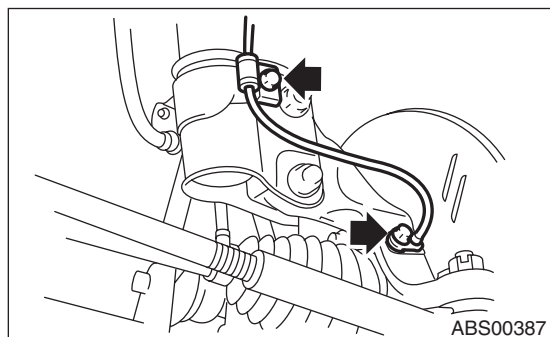


- (1) To the front ABS wheel speed sensor connector
- (2) Sensor harness bracket

- 4) Remove the bolts which secure the sensor harness to the front strut.
- 5) Remove the front ABS wheel speed sensor from housing.

CAUTION:

- Be careful not to damage the sensor.
- Do not apply excessive force to the sensor harness.



B: INSTALLATION

Install in the reverse order of removal.

Tightening torque:

Sensor:

7.5 N·m (0.76 kgf-m, 5.5 ft-lb)

Bracket:

33 N·m (3.4 kgf-m, 24.3 ft-lb)

CAUTION:

Be careful not to damage the sensor.

NOTE:

- Check the identification (mark) on the harness to make sure there is no warpage. (RH: K1 (White), LH: K2 (Yellow))
- Check if the harness is not pulled and does not come in contact with the suspension or body during steering wheel effort.

C: INSPECTION

1. CHECK WITH SUBARU SELECT MONITOR

- 1) Connect the Subaru Select Monitor to data link connector.
- 2) Select {Current Data Display & Save}. Check if the speed indicated on the display changes in the same manner as the speedometer reading during acceleration/deceleration when the steering wheel is in the straight-ahead position.
- 3) If the speed indicated on the display does not change, check the ABS wheel speed sensor. <Ref. to VDC-23, ABS WHEEL SPEED SENSOR, INSPECTION, Front ABS Wheel Speed Sensor.>

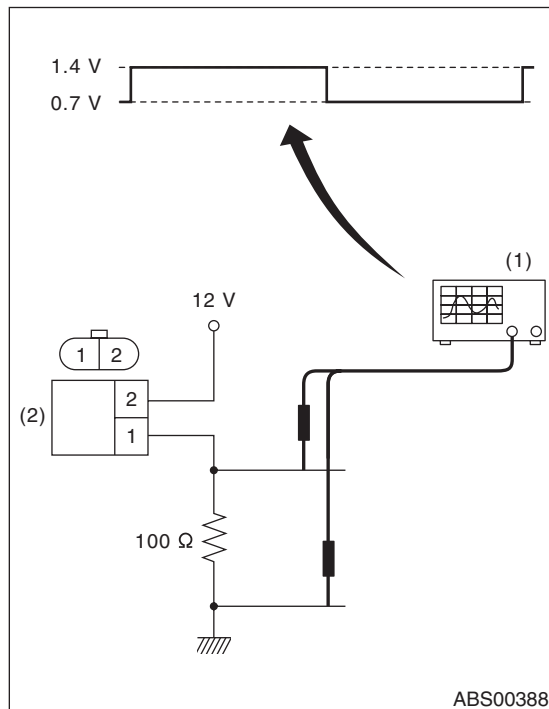
2. ABS WHEEL SPEED SENSOR

- 1) Check the tip of the ABS wheel speed sensor for foreign particles or damage. If necessary, clean the tip or replace the ABS wheel speed sensor.
- 2) Connect a 12 V power supply to No. 2 terminal of sensor connector as shown in the figure, then attach resistance to the No. 1 terminal. Rotate the wheel at about 2.75 km/h (2 MPH), and measure the voltage using an oscilloscope.

Front ABS Wheel Speed Sensor

VEHICLE DYNAMICS CONTROL (VDC)

Standard value of output voltage:
0.7 — 1.4 V



- (1) Oscilloscope
- (2) ABS wheel speed sensor

NOTE:

Check the ABS wheel speed sensor cable for discontinuity. If necessary, replace with a new part.