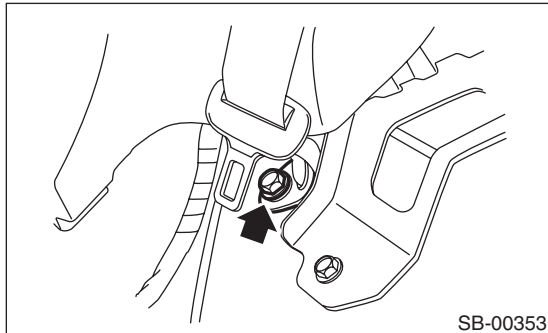


### 22.Rear Quarter Trim

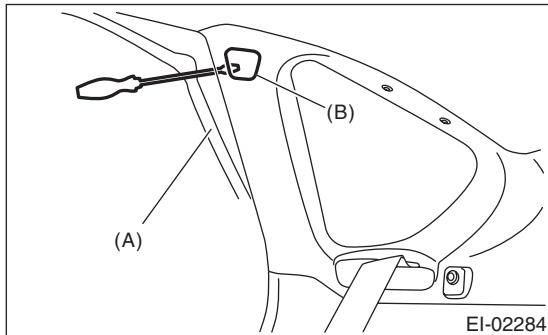
#### A: REMOVAL

##### 1. 5 DOOR MODEL

- 1) Remove the rear seat. <Ref. to SE-12, REMOVAL, Rear Seat.>
- 2) Remove the seat belt lower anchor bolt.



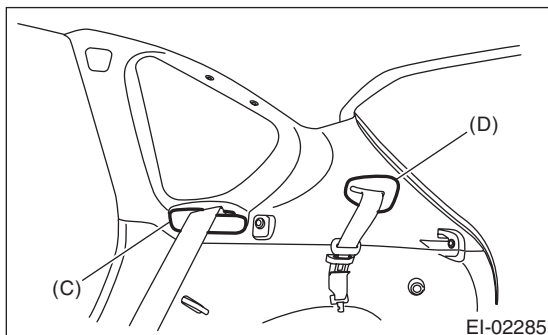
- 3) Remove the cap (B) on the upper side of the rear quarter pillar front trim, and remove the bolt inside.



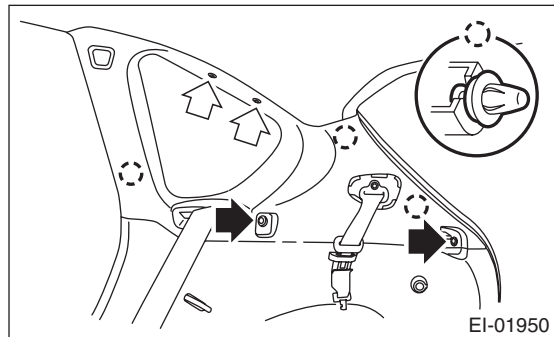
#### NOTE:

Remove the molding (A), and remove the cap from the backside of pillar trim not to damage the trim.


- 4) Remove the side belt cover (C).
- 5) Remove center belt cover (D), and remove the anchor bolt inside.



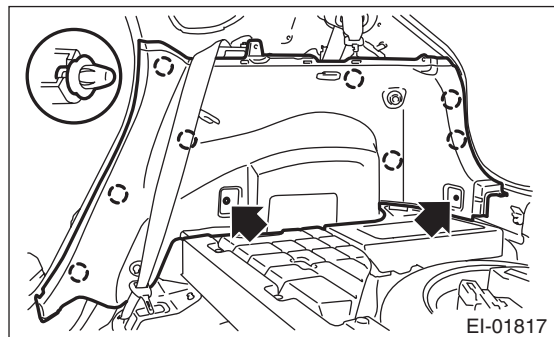
- 6) Remove the clips and screws, and remove the rear quarter upper trim.



- 7) Remove the luggage floor end cover.

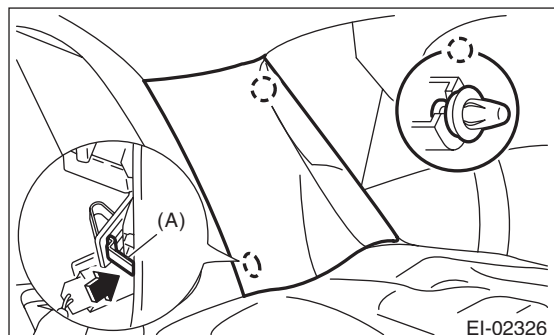


- 8) Remove the bolts, and remove the rear quarter lower trim.



##### 2. 4 DOOR MODEL

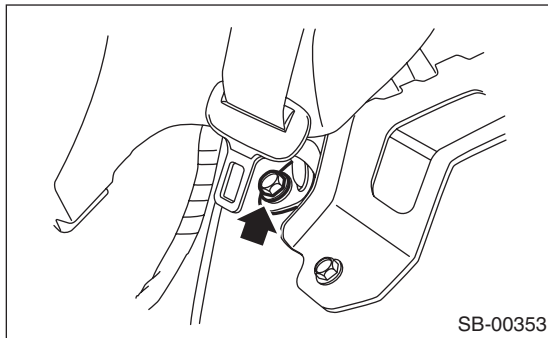
- 1) Remove the rear seat. <Ref. to SE-12, REMOVAL, Rear Seat.>
- 2) Remove the inside scuff plate. <Ref. to EI-55, REMOVAL, Lower Inner Trim.>
- 3) Peel the trim, and use a screwdriver, etc. to press claw (A) of the metal clip, to remove the quarter upper trim.



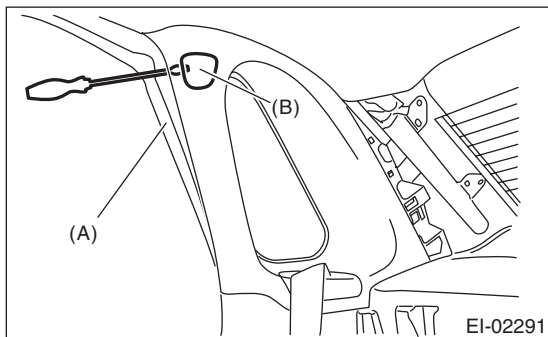
## CAUTION:

If the metal clip comes off or becomes damaged, replace both the quarter upper trim rear and metal clips.

4) Remove the seat belt lower anchor bolt.



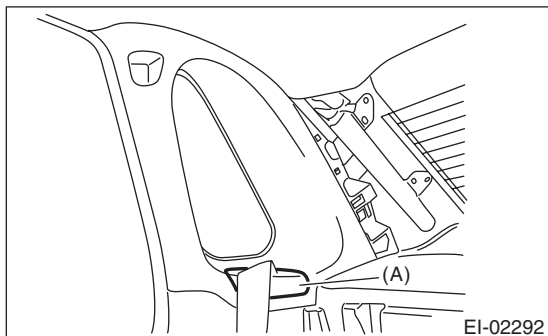
5) Remove the cap (B) on the upper side of the rear quarter trim, and remove the bolt inside.




## NOTE:

Remove the molding (A), and remove the cap from the backside of pillar trim not to damage the trim.

6) Remove side belt cover (A).



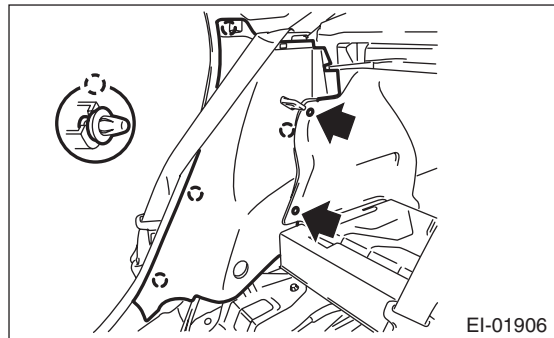
7) Remove the bolts and clips, and remove the quarter upper trim front.



8) Remove the rear seat. <Ref. to SE-12, REMOVAL, Rear Seat.>

9) Remove the clip of the trunk room side trim.

10) Remove the clips, then remove the quarter lower trim.



## B: INSTALLATION

Install in the reverse order of removal.

### Tightening torque

Refer to "COMPONENT" of "General Description".

Rear quarter upper trim (5 door model):<Ref. to EI-19, INNER TRIM (5 DOOR MODEL), COMPONENT, General Description.>

Rear quarter upper trim (4 door model):<Ref. to EI-20, INNER TRIM (4 DOOR MODEL), COMPONENT, General Description.>

Seat belt anchor:<Ref. to SB-3, REAR SEAT BELT, COMPONENT, General Description.>