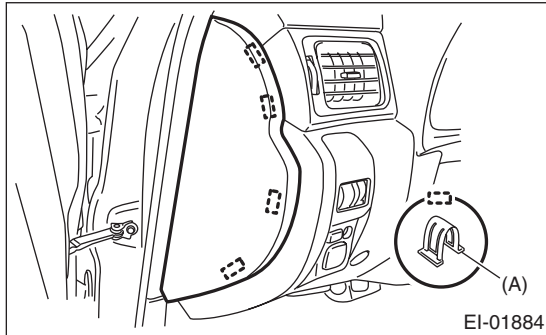


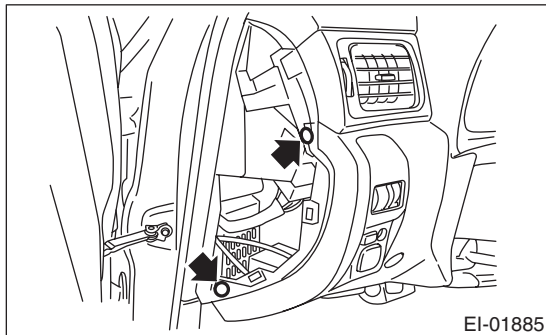
15. Instrument Panel Lower Cover

A: REMOVAL

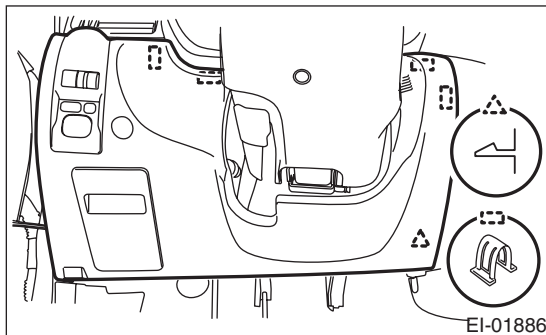
- 1) Disconnect the ground cable from battery.
- 2) Remove the plastic hook (A), and remove the instrument panel side cover LH.



- 3) Remove the screws.



- 4) Remove plastic hook (A), disconnect connectors and remove the instrument panel lower cover.



B: INSTALLATION

Install in the reverse order of removal.