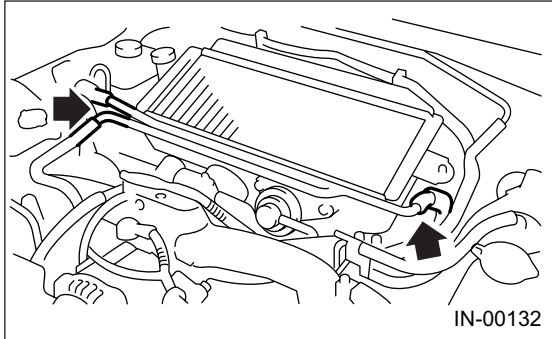


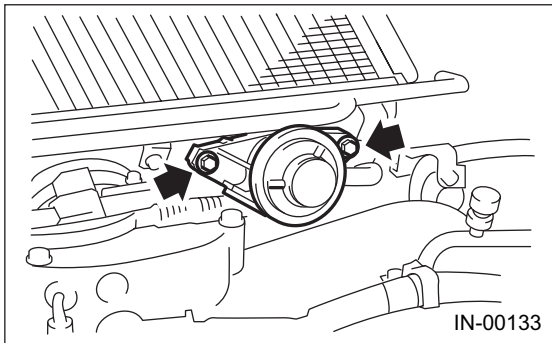
## 5. Intercooler

### A: REMOVAL

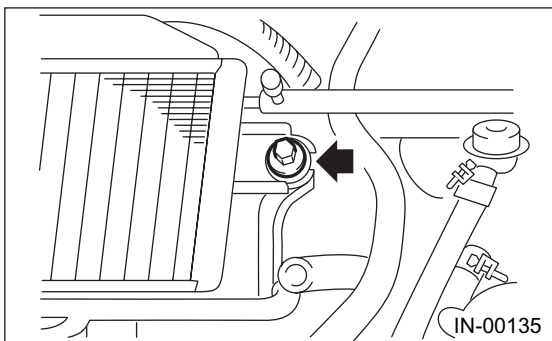
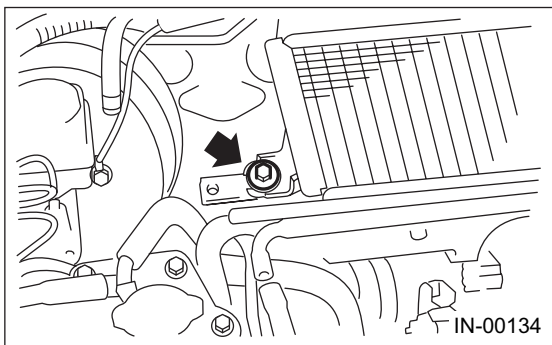
1) Disconnect the air by-pass hoses from intercooler.



2) Separate the air by-pass valve from intercooler.

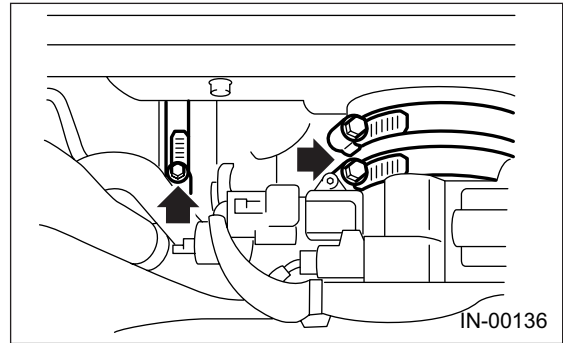


3) Remove the bolts which secure intercooler to bracket.



4) Separate the intercooler air duct from turbocharger.

5) Separate the intercooler from throttle body.



# INTERCOOLER

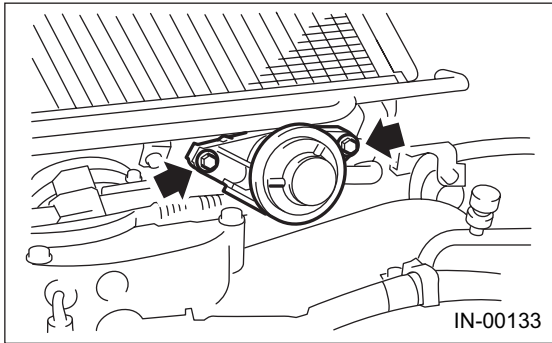
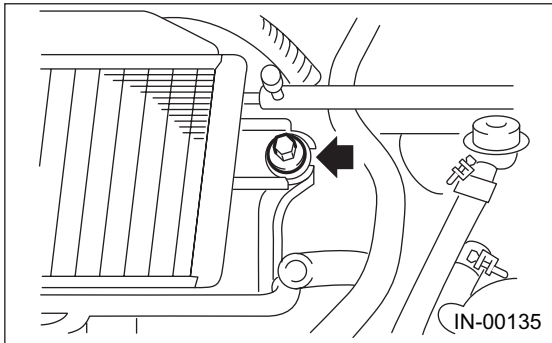
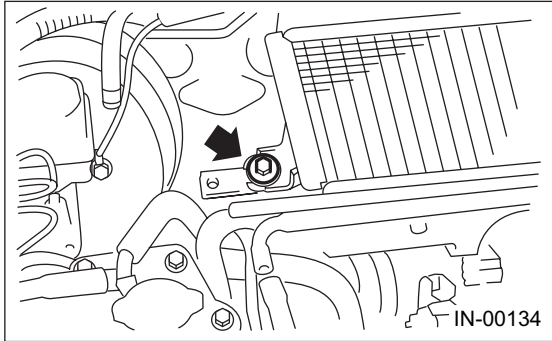
INTAKE (INDUCTION)

## B: INSTALLATION

Install in the reverse order of removal.

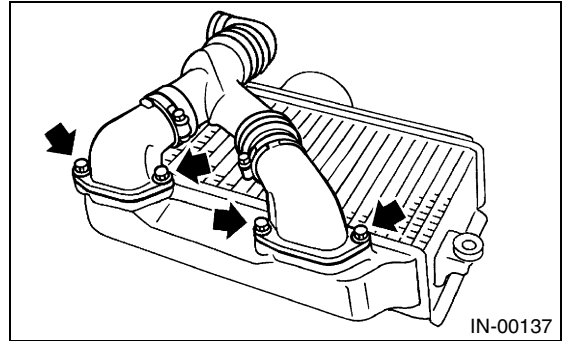
**Tightening torque:**

**16 N·m (1.6 kgf-m, 11.7 ft-lb)**



## C: DISASSEMBLY

Remove the intercooler ducts from intercooler.



## D: ASSEMBLY

Assemble in the reverse order of disassembly.

**Tightening torque:**

**16 N·m (1.6 kgf-m, 11.7 ft-lb)**

