

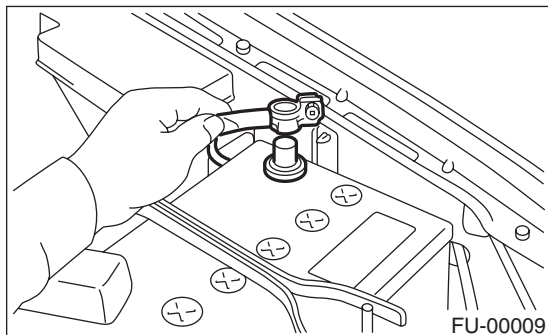
THROTTLE POSITION SENSOR

FUEL INJECTION (FUEL SYSTEMS)

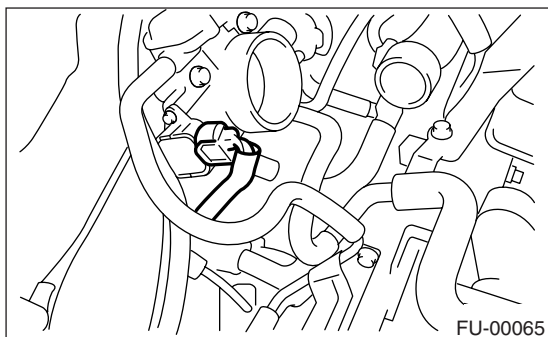
8. Throttle Position Sensor

A: REMOVAL

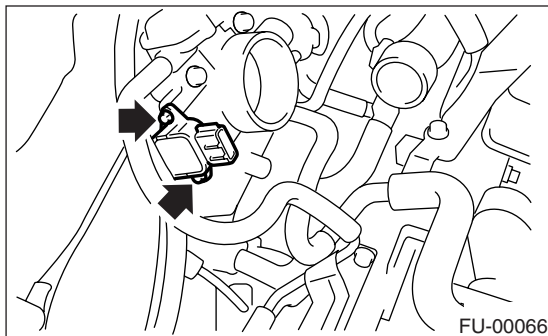
- 1) Disconnect the battery ground cable.



- 2) Remove the intercooler. <Ref. to IN(H4DOTC)-11, REMOVAL, Intercooler.>
- 3) Disconnect the connector from the throttle position sensor.



- 4) Remove the throttle position sensor holding screws, and remove it.



B: INSTALLATION

Install in the reverse order of removal.

Tightening torque:

1.6 N·m (0.16 kgf-m, 1.2 ft-lb)

