

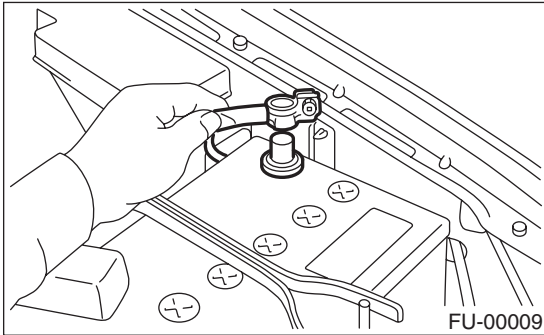
CRANKSHAFT POSITION SENSOR

FUEL INJECTION (FUEL SYSTEMS)


5. Crankshaft Position Sensor

A: REMOVAL

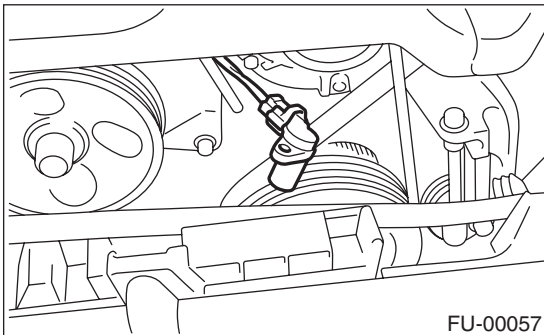
1) Disconnect the battery ground cable.



2) Remove the bolt which install the crankshaft position sensor to cylinder block.



3) Remove the crankshaft position sensor, and disconnect the connector from it.



B: INSTALLATION

Install in the reverse order of removal.

Tightening torque:

T: 6.4 N·m (0.65 kgf-m, 4.7 ft-lb)

