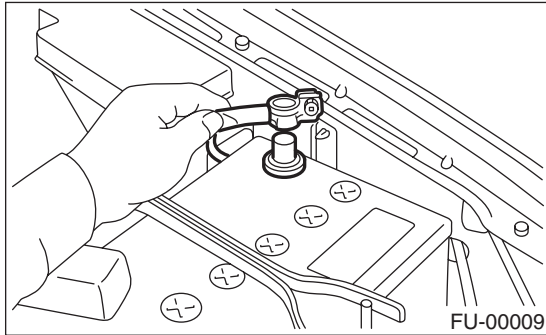


23. Fuel Pump Controller

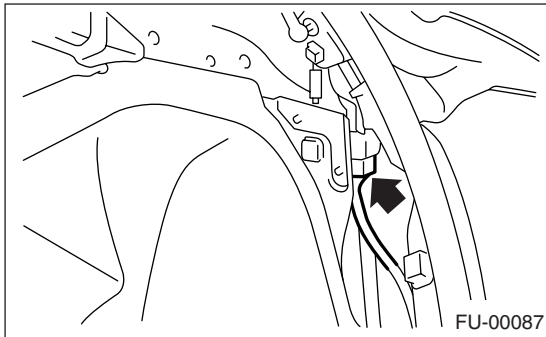
A: REMOVAL

1) Disconnect the battery ground cable.

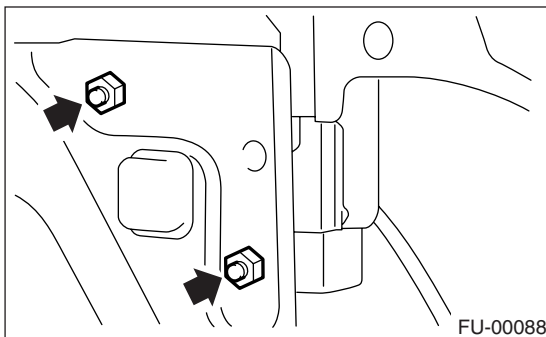


2) Remove the rear quarter trim. <Ref. to EI-48, REMOVAL, Rear Quarter Trim.>

3) Disconnect the connector from the fuel pump control unit.



4) Remove the fuel pump control unit.



B: INSTALLATION

Install in the reverse order of removal.