

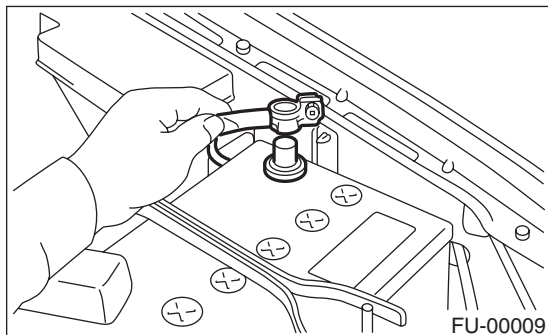
THROTTLE BODY

FUEL INJECTION (FUEL SYSTEMS)

2. Throttle Body

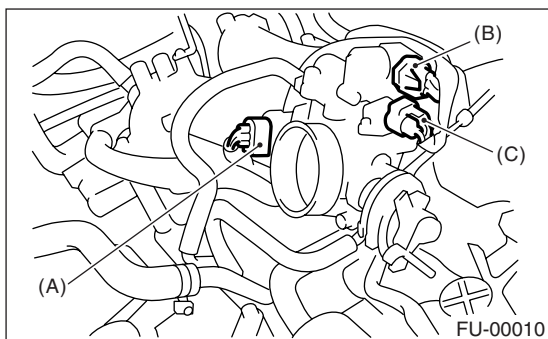
A: REMOVAL

1) Disconnect the battery ground cable.

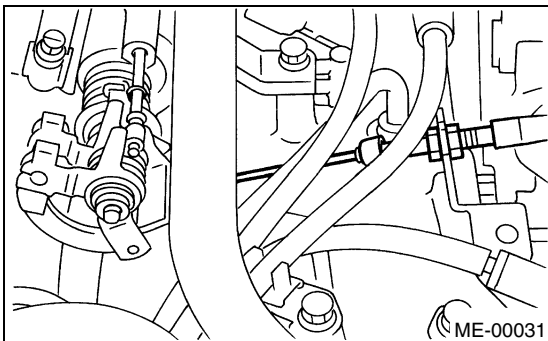


2) Remove the intercooler. <Ref. to IN(H4DOTC)-11, REMOVAL, Intercooler.>

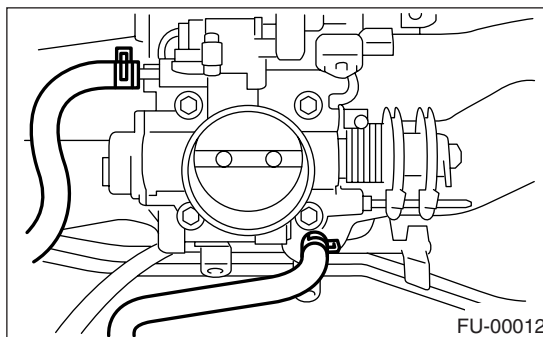
3) Disconnect the connector from the throttle position sensor (A) and idle air control solenoid valve (B) and pressure sensor (C).



4) Disconnect the accelerator cable.



5) Disconnect the engine coolant hoses from the throttle body.



6) Remove the bolts which secure the throttle body to intake manifold.

B: INSTALLATION

Install in the reverse order of removal.

NOTE:

Always use a new gasket.

Tightening torque:

22 N·m (2.2 kgf-m, 15.9 ft-lb)

