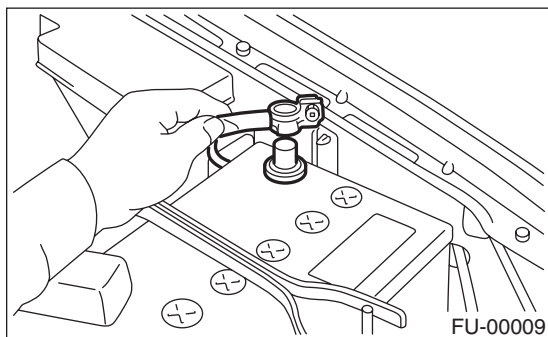


### 3. Air Cleaner Case

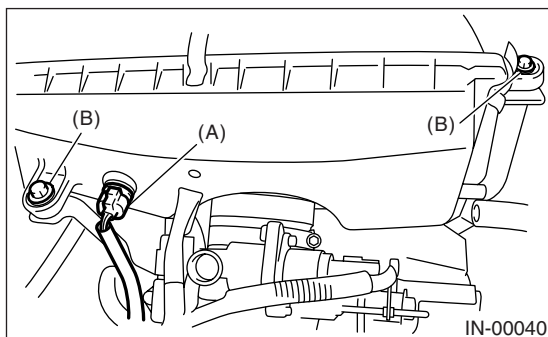
#### A: REMOVAL

1) Disconnect the ground cable from battery.



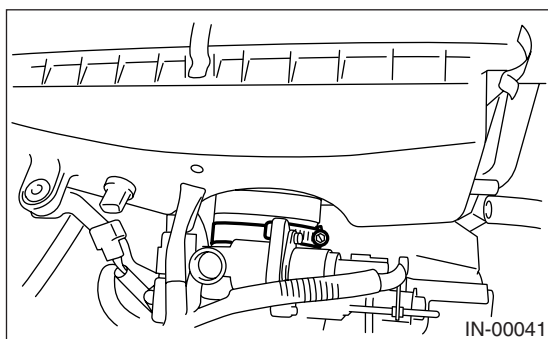
2) Disconnect the connector (A) of intake air temperature sensor.

3) Remove bolts (B) which install air cleaner case to stay.



4) Disconnect the hoses and intake duct from air cleaner case.

5) Loosen the clamp which connects air cleaner case to throttle body.



6) Remove the air cleaner case.

#### B: INSTALLATION

Install in the reverse order of removal.

#### NOTE:

For tightening torques, refer to "COMPONENT".  
<Ref. to IN(H4SO)-2, COMPONENT, General Description.>

#### C: INSPECTION

Inspect for cracks and loose connections.