

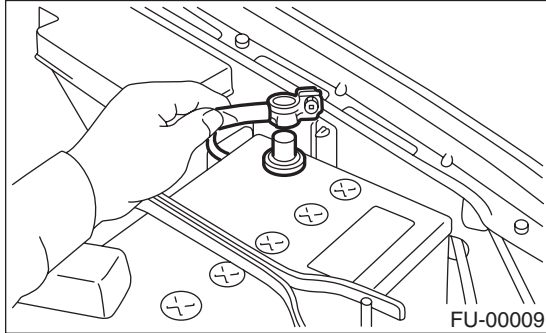
AIR ASSIST INJECTOR SOLENOID VALVE

FUEL INJECTION (FUEL SYSTEMS)

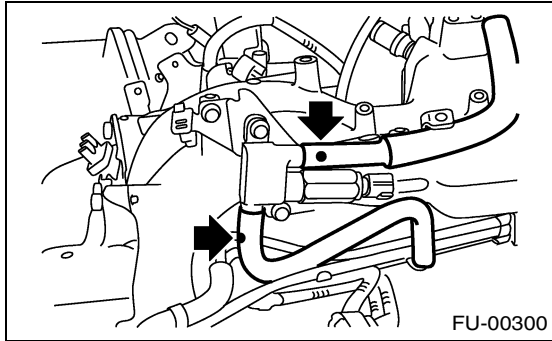
12. Air Assist Injector Solenoid Valve

A: REMOVAL

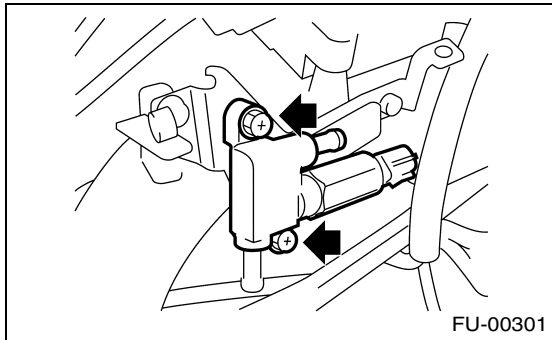
1) Disconnect the ground cable from battery.



2) Disconnect the connector from the air assist injector solenoid valve and disconnect the air bypass hoses.



3) Remove the air assist injector solenoid valve from the intake manifold.



B: INSTALLATION

Install in the reverse order of removal.

Tightening torque:

6.4 N·m (0.65 kgf-m, 4.7 ft-lb)

