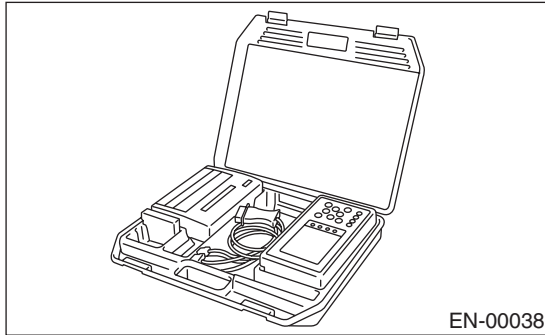


15. Compulsory Valve Operation Check Mode

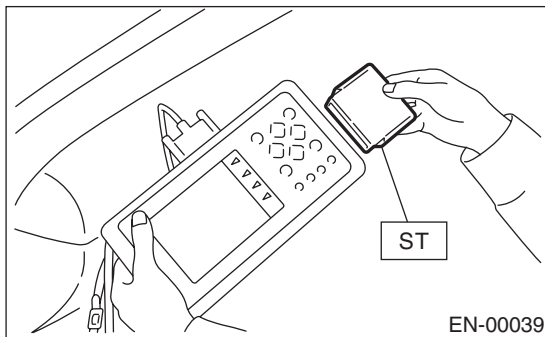
A: OPERATION

1) Prepare the Subaru Select Monitor kit. <Ref. to EN(H4SO)-9, PREPARATION TOOL, General Description.>

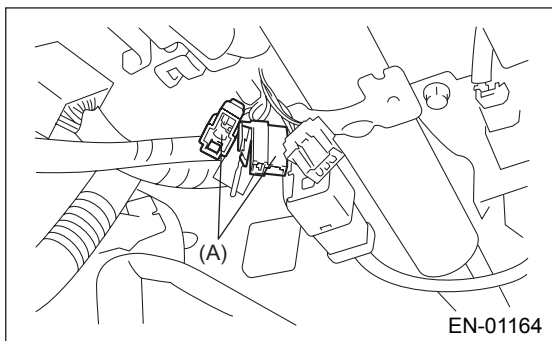


2) Connect the diagnosis cable to Subaru Select Monitor.

3) Insert the cartridge into Subaru Select Monitor. <Ref. to EN(H4SO)-9, PREPARATION TOOL, General Description.>

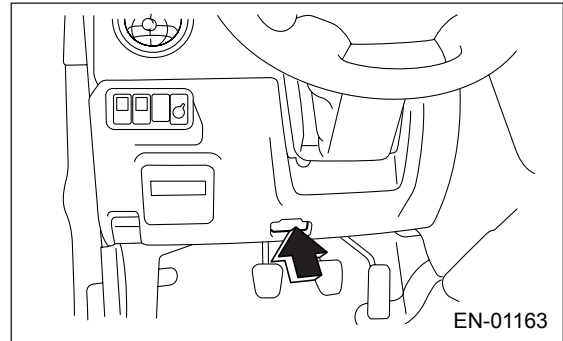


4) Connect the test mode connector (A) at the lower portion of the instrument panel (on the driver's side).



5) Connect the Subaru Select Monitor to data link connector.

(1) The data link connector is located at the lower portion of the instrument panel (on the driver's side).

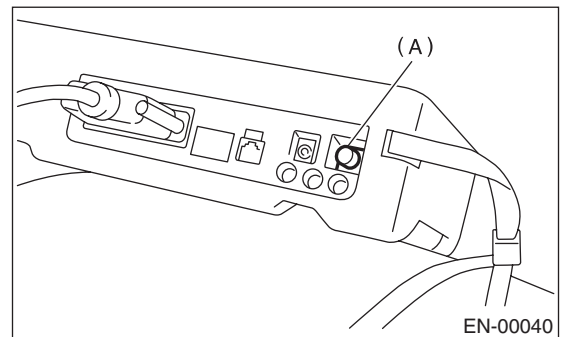


(2) Connect the diagnosis cable to data link connector.

CAUTION:

Do not connect scan tools except for Subaru Select Monitor and OBD-II general scan tool.

6) Turn ignition switch to ON (engine OFF) and Subaru Select Monitor switch to ON.



(A) Power switch

7) On the «Main Menu» display screen, select {2. Each System Check} and press the [YES] key.

8) On the «System Selection Menu» display screen, select {Engine Control System} and press the [YES] key.

9) Press the [YES] key after the engine type information is displayed.

10) On the «Engine Diagnosis» display screen, select {System Operation Check Mode} and press the [YES] key.

11) On the «System Operation Check Mode» display screen, select {Actuator ON/OFF Operation} and press the [YES] key.

12) Select the desired compulsory actuator on the «Actuator ON/OFF Operation» display screen and press the [YES] key.

13) Pressing the [NO] key completes the compulsory operation check mode. The display will then return to the «Actuator ON/OFF Operation» screen.

COMPULSORY VALVE OPERATION CHECK MODE

ENGINE (DIAGNOSTICS)

- A list of the support data is shown in the following table.

Contents	Display
Compulsory fuel pump relay operation check	Fuel Pump Relay
Compulsory radiator fan relay operation check	Radiator Fan Relay
Compulsory air conditioning relay operation check	A/C Compressor Relay
Compulsory purge control solenoid valve operation check	CPC Solenoid Valve
Compulsory air assisted injector solenoid valve operation check	AAI Solenoid Valve
Compulsory pressure control solenoid valve operation check	PCV Solenoid Valve
Compulsory vent control solenoid valve operation check	Vent Control Solenoid Valve
Compulsory fuel tank sensor control valve operation check	Fuel Tank Sensor Control Valve

NOTE:

- The following parts will be displayed but not functional because they are not installed on the vehicle.

Display
EGR Solenoid Valve
ASV Solenoid Valve
FICD Solenoid
Pressure Switching Sol. 1
Pressure Switching Sol. 2

- For detailed operation procedures, refer to the SUBARU SELECT MONITOR OPERATION MANUAL.