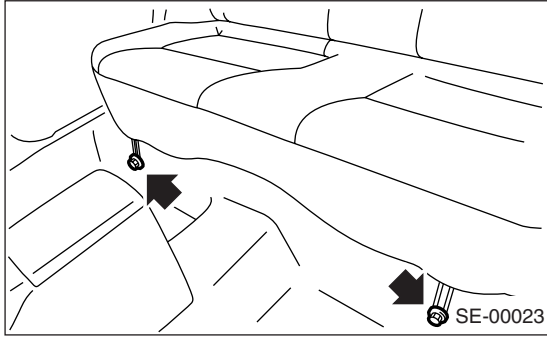


3. Rear Seat

A: REMOVAL

1. WAGON

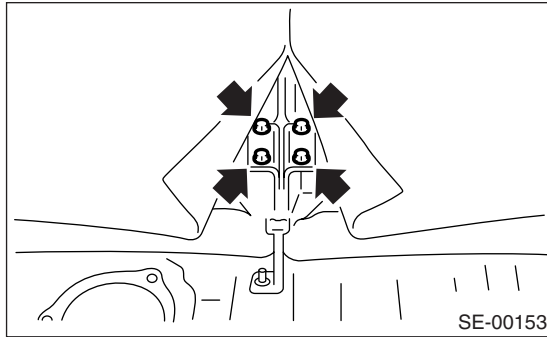
1) Remove the bolts, and then detach rear seat cushion.



2) Remove the headrest.

3) Remove the luggage floor mat. <Ref. to EI-57, REMOVAL, Luggage Floor Mat.>

4) Turn over the mat to remove bolts.

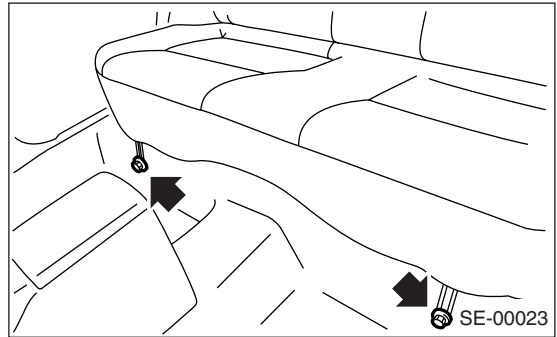


5) Remove the rear seat backrest.

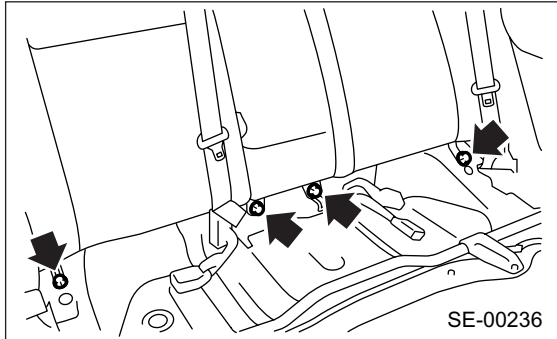


2. SEDAN

1) Remove the bolts, and then detach rear seat cushion.



2) Remove the bolts securing lower portion of backrest and then open the center trunk through lid.



3) Lift the rear seat backrest and then remove it.

REAR SEAT

SEATS

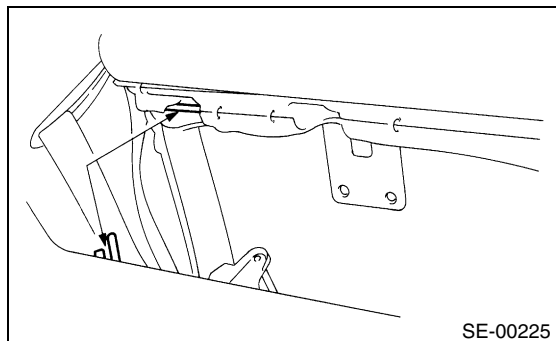
B: INSTALLATION

1. WAGON

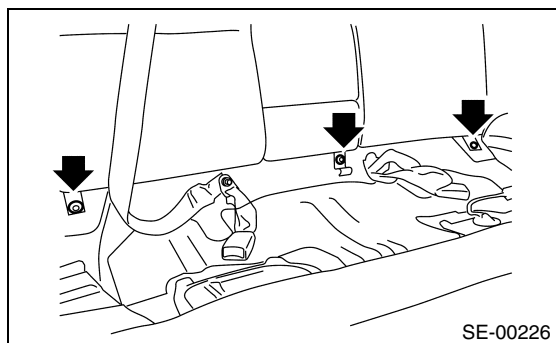
Install in the reverse order of removal.

2. SEDAN

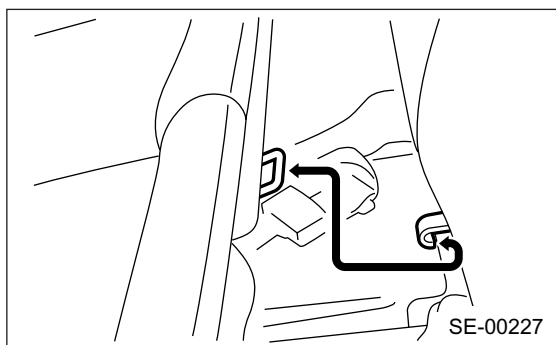
1) Hook and fasten the upper-back side of the rear seat backrest to the body hook.



2) Tighten the bolts.



3) Hook and fasten the seat cushion to the hook on the lower part of the rear seat backrest.

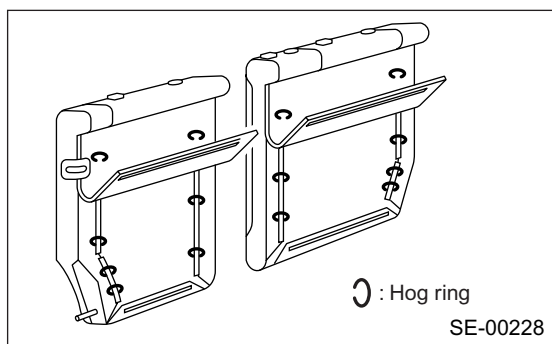


C: DISASSEMBLY

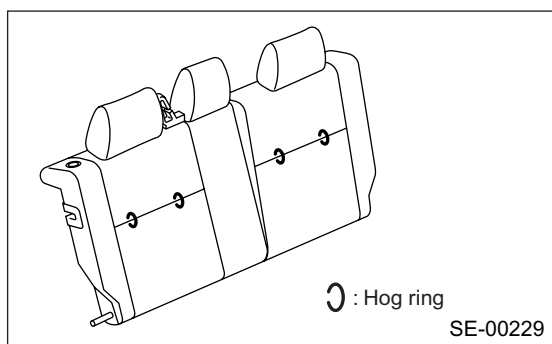
1. WAGON

1) Remove the rear seat. <Ref. to SE-11, WAGON, REMOVAL, Rear Seat.>

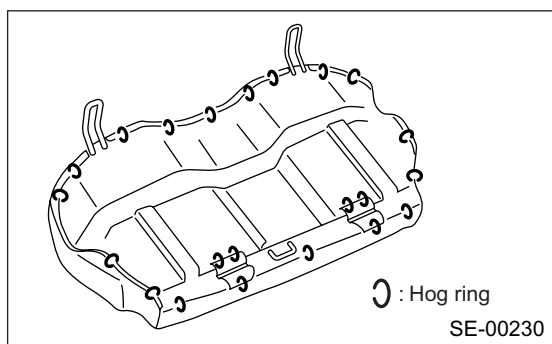
2) Remove the hog rings from around the seat backrest.



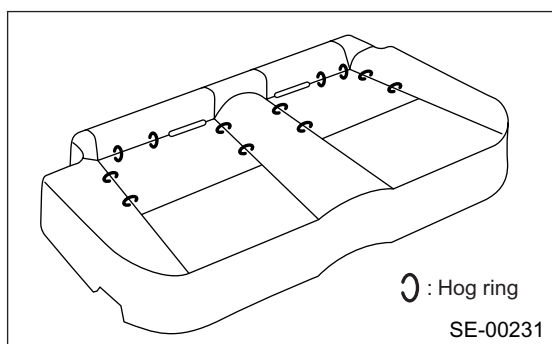
3) Remove the hog rings on front side of cushion pad, and then remove the cover.



4) Remove the hog rings from around the seat cushion.

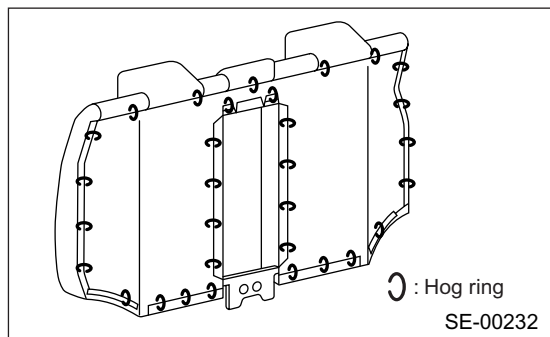


5) Remove the hog rings, and then remove the cover.

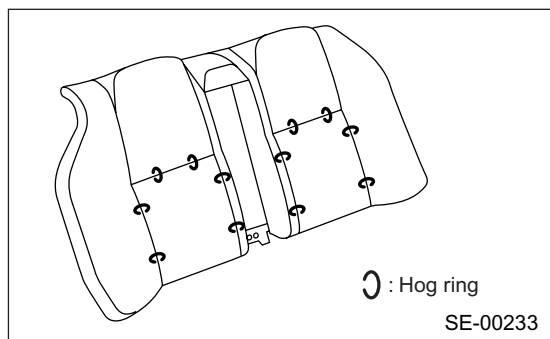


2. SEDAN

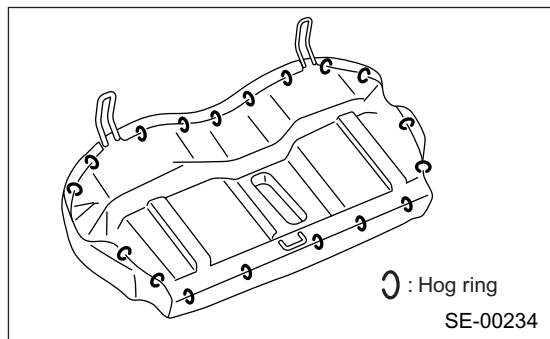
- 1) Remove the rear seat. <Ref. to SE-11, SEDAN, REMOVAL, Rear Seat.>
- 2) Remove the hog rings from around the seat backrest.



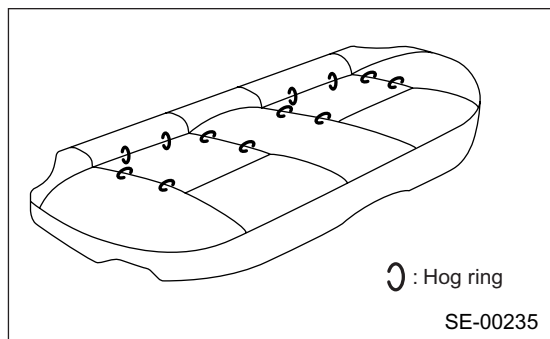
- 3) Remove the hog rings, and then remove the seat cover.



- 4) Remove the hog rings around the seat cushion.



- 5) Remove the hog rings, and then remove the seat cover.



D: ASSEMBLY

1. WAGON

Assemble in the reverse order of disassembly.

NOTE:

- Do not contaminate or damage the cover.
- While installing the hog rings, prevent the seat from getting wrinkled.

2. SEDAN

Assemble in the reverse order of disassembly.

NOTE:

- Do not contaminate or damage the cover.
- While installing the hog rings, prevent the seat from getting wrinkled.

REAR SEAT

SEATS
