

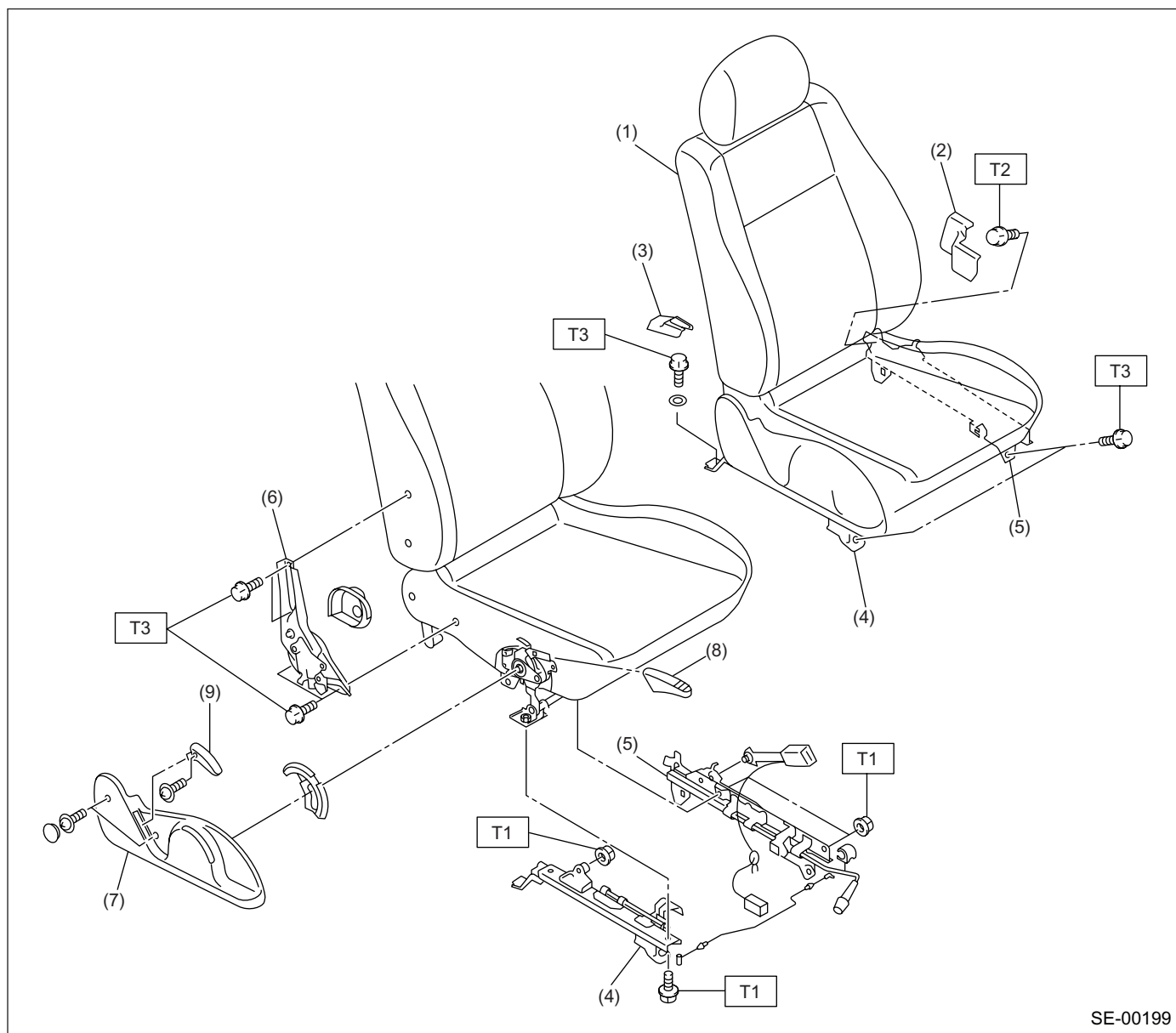
GENERAL DESCRIPTION

SEATS

1. General Description

A: COMPONENT

1. FRONT SEAT



SE-00199

- | | |
|---------------------|-----------------------|
| (1) Front seat ASSY | (6) Seat hinge |
| (2) Rail cover IN | (7) Seat hinge cover |
| (3) Rail cover OUT | (8) Seat lifter lever |
| (4) Slide rail OUT | (9) Reclining lever |
| (5) Slide rail IN | |

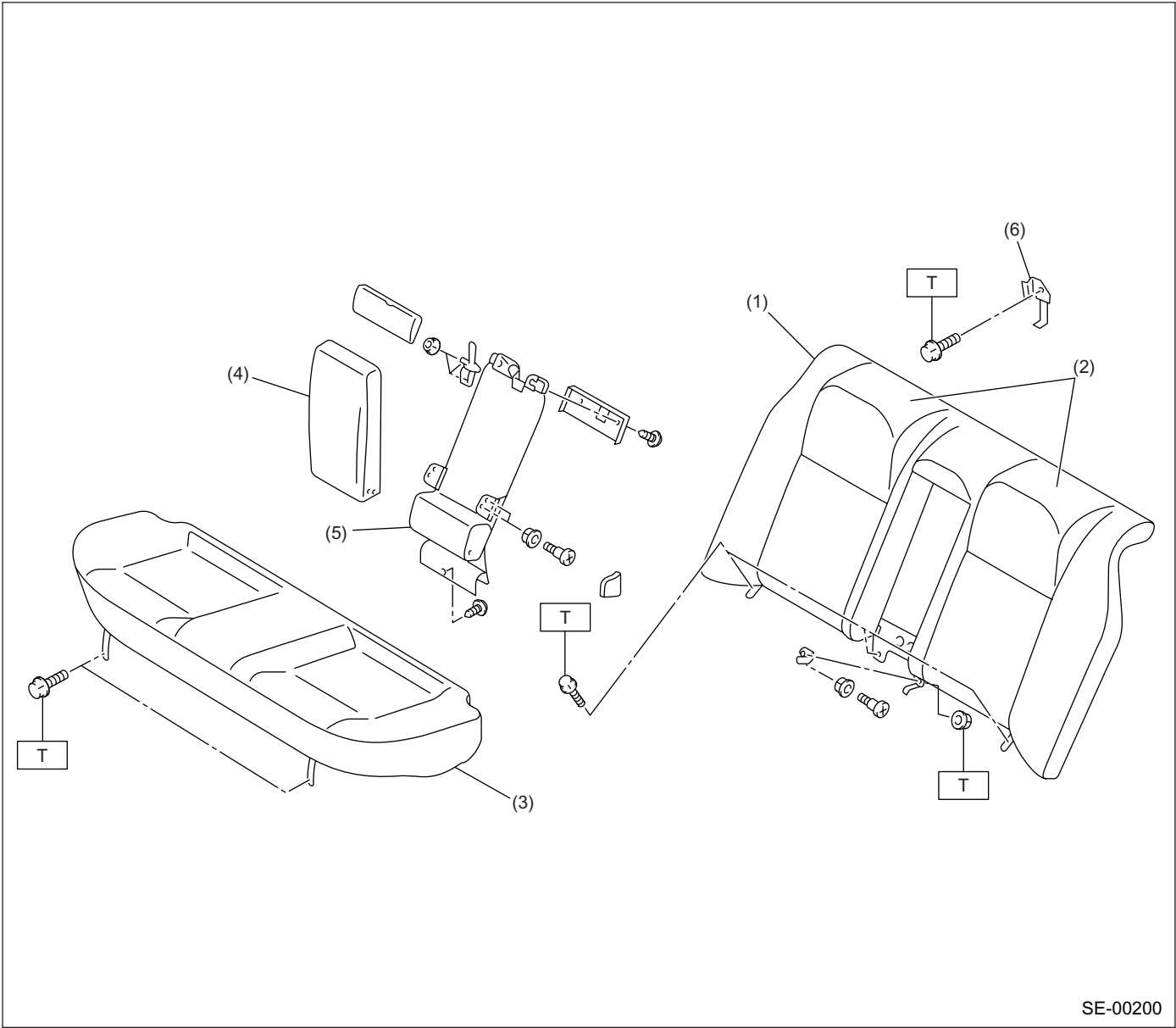
Tightening torque: N·m (kgf·m, ft·lb)

T1: 24.5 (2.5, 18)

T2: 30 (3.1, 22)

T3: 53 (5.4, 39)

2. REAR SEAT (SEDAN)



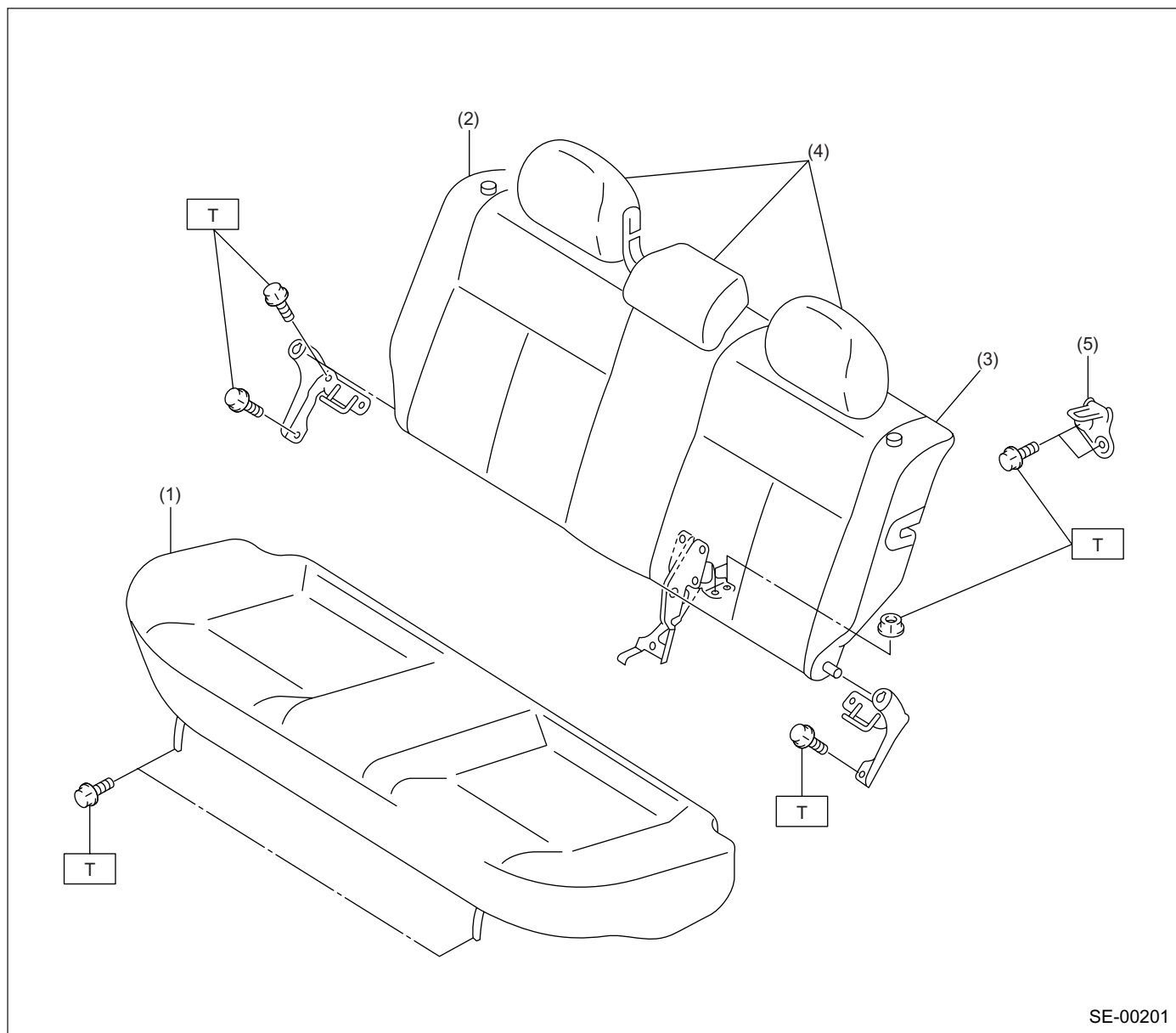
- | | |
|--------------------|--------------------------|
| (1) Backrest | (4) Arm rest |
| (2) Head restraint | (5) Center through frame |
| (3) Cushion | (6) Hook |

Tightening torque: N·m (kgf-m, ft-lb)
T: 24.5 (2.5, 18.1)

GENERAL DESCRIPTION

SEATS

3. REAR SEAT (WAGON)



- | | |
|-----------------|--------------------|
| (1) Cushion | (4) Head restraint |
| (2) Backrest RH | (5) Striker |
| (3) Backrest LH | |

Tightening torque: N·m (kgf-m, ft-lb)
T: 24.5 (2.5, 18.1)

GENERAL DESCRIPTION

SEATS

B: CAUTION

- Take care not to contaminate or damage seat surface.

- While loading to or unloading to the vehicle, take care not to contact body.
- When removing the front seat from a side airbag loaded vehicle, follow cautions given in the airbag section.

C: PREPARATION TOOL

1. GENERAL TOOL

TOOL NAME	REMARKS
Long Nose Pliers	Used for removing and installing the hog ring