

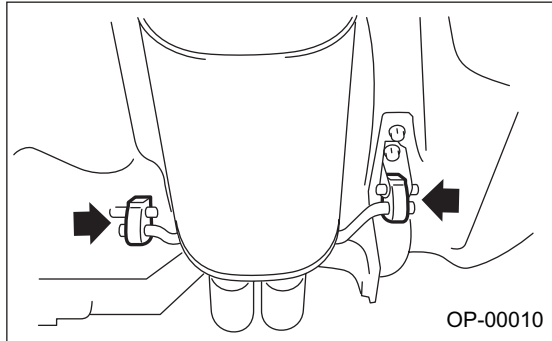
## 4. Trailer Hitch

### A: REMOVAL

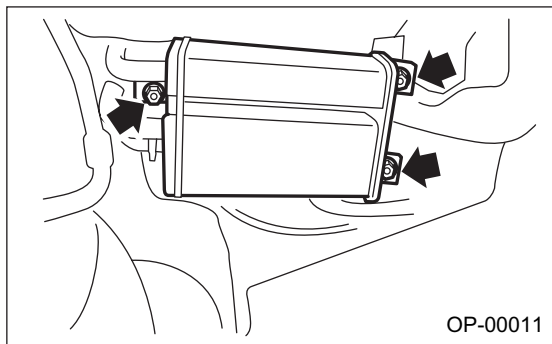
#### CAUTION:

Because the trailer hitch is heavy, two people are required to remove it.

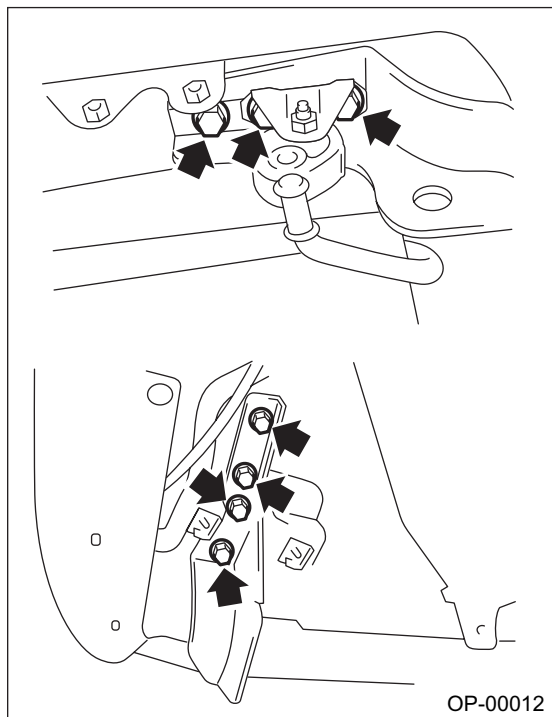
- 1) Lift-up the vehicle.
- 2) Remove the rubber cushion from tail pipe.



- 3) Remove the three nuts and canister.



- 4) Remove the trailer hitch installation bolts.



- 5) Remove the trailer hitch while lowering tail pipe.

### B: INSTALLATION

#### CAUTION:

Because the trailer hitch is heavy, two people are required to install it.

Install in the reverse order of removal.

#### Tightening torque:

*Trailer hitch to body:*

**95 N·m (9.7 kgf-m, 70 ft-lb)**

*Canister:*

**23 N·m (2.3 kgf-m, 17 ft-lb)**