

3. General Description S004001

A: CAUTION S004001A03

- **Supplemental Restraint System “Airbag”**
Airbag system wiring harness is routed near the transmission control module (TCM).

CAUTION:

- All Airbag system wiring harness and connectors are colored yellow. Do not use electrical test equipment on these circuit.
- Be careful not to damage Airbag system wiring harness when performing diagnostics and servicing the TCM.

● Measurement

When measuring voltage and resistance of the ECM, TCM or each sensor, use a tapered pin with a diameter of less than 0.64 mm (0.025 in) in order to avoid poor contact. Do not insert the pin more than 5 mm (0.20 in).

B: INSPECTION S004001A10

1. BATTERY S004001A1001

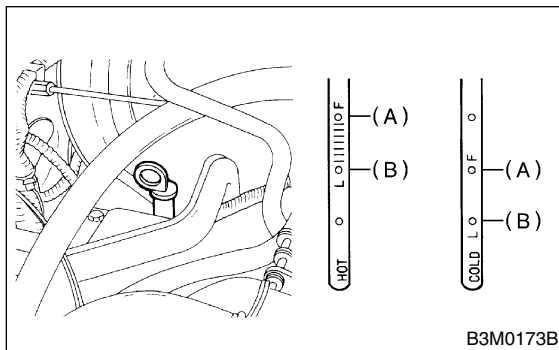
Measure battery voltage and specific gravity of electrolyte.

Standard voltage: 12V or more

Specific gravity: Above 1.260

2. ATF LEVEL S004001A1003

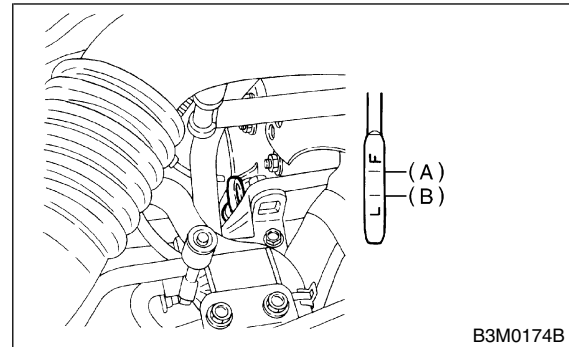
Make sure that ATF level is in the specification.



- (A) Upper level
- (B) Lower level

3. FRONT DIFFERENTIAL OIL LEVEL S004001A1004

Make sure that front differential oil level is in the specification.



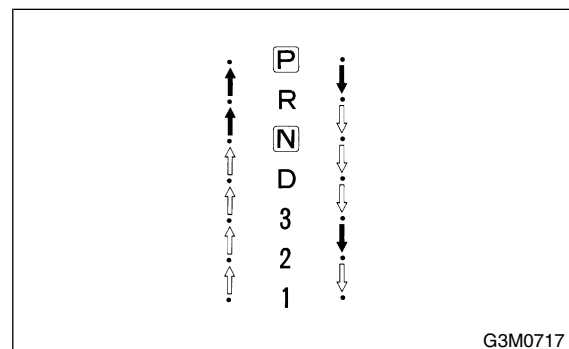
- (A) Upper level
- (B) Lower level

4. OPERATION OF SHIFT SELECT LEVER S004001A1005

WARNING:

Stop the engine while checking operation of selector lever.

- 1) Check that selector lever does not move from “N” to “R” without pushing the button.
- 2) Check that selector lever does not move from “R” to “P” without pushing the button.
- 3) Check that selector lever does not move from “P” to “R” without pushing the button.
- 4) Check that selector lever does not move from “3” to “2” without pushing the button.



G3M0717