

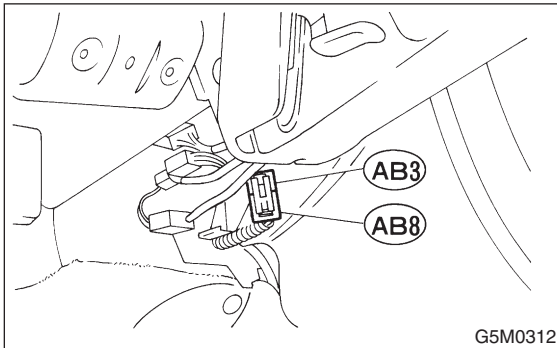
## 5. Main Harness S802310

### A: REMOVAL S802310A18

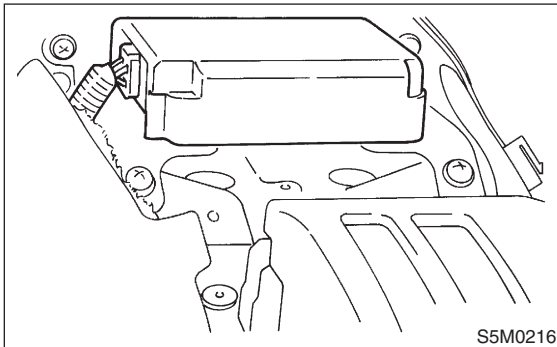
- 1) Turn ignition switch off.
- 2) Disconnect ground cable from battery and wait for at least 20 seconds before starting work.
- 3) Remove lower cover. <Ref. to EI-25 REMOVAL, Instrument Panel Assembly.>
- 4) Disconnect airbag connector (AB3) and (AB8) below steering column.

#### CAUTION:

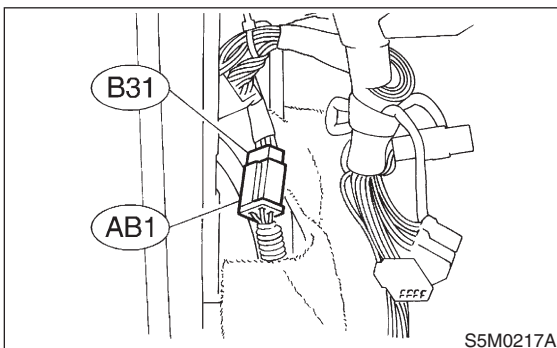
**Do not reconnect airbag connector at steering column until main harness are securely re-installed.**



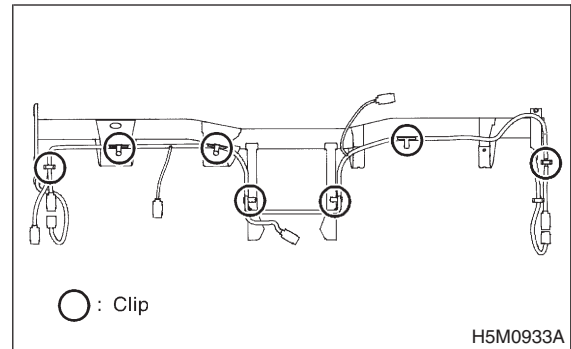
- 5) Remove instrument panel. <Ref. to EI-25 REMOVAL, Instrument Panel Assembly.>
- 6) Disconnect connector from airbag control module.



- 7) Disconnect body harness connector (B31) from connector (AB1).



- 8) Disconnect front sub sensor connector from airbag main harness.
- 9) Detach clips from steering support beam and remove main harness.



### B: INSTALLATION S802310A11

Install in the reverse order of removal.