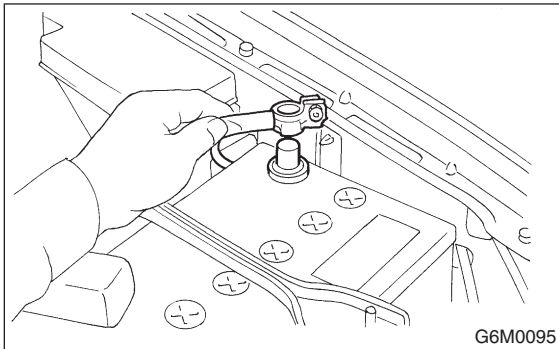


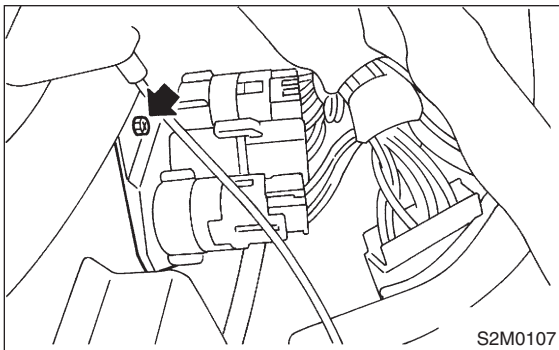
17. Main Relay S105050

A: REMOVAL S105050A18

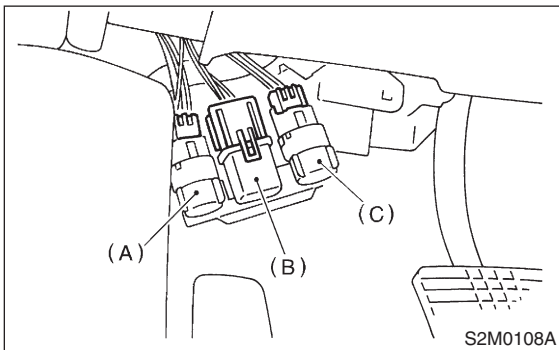
1) Disconnect battery ground cable.



2) Remove bolt which holds bracket of main relay and fuel pump relay.

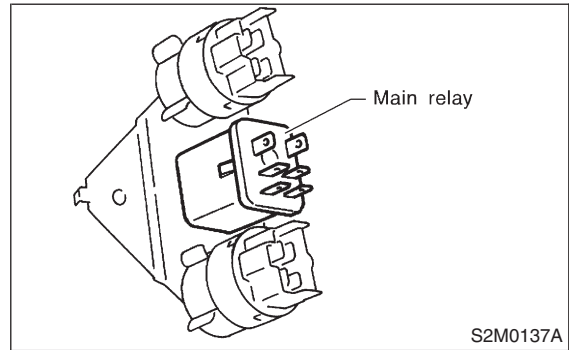


3) Disconnect connectors from relays.



- (A) Rear accessory power supply relay
- (B) Main relay
- (C) Fuel pump relay

4) Remove main relay from mounting bracket.



B: INSTALLATION S105050A11

Install in the reverse order of removal.