

## 9. Intake Manifold Pressure Sensor

S105568

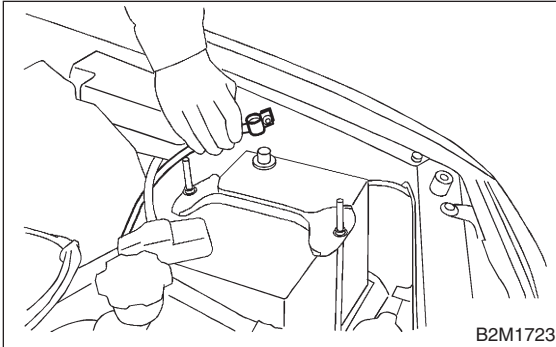
### A: REMOVAL

S105568A18

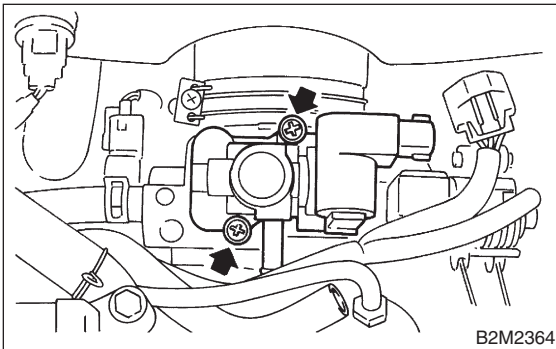
#### NOTE:

This sensor is installed on 2200 cc models only.

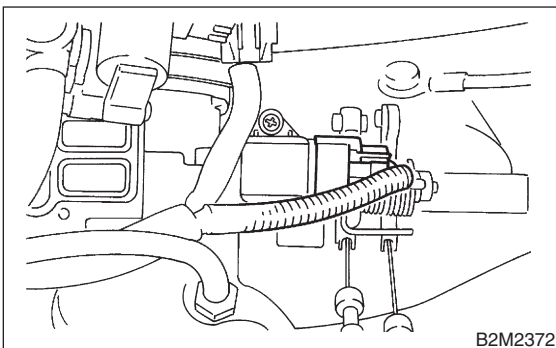
- 1) Disconnect battery ground cable.



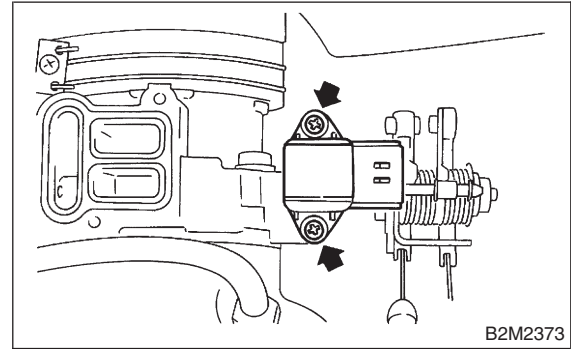
- 2) Remove idle air control solenoid valve. <Ref. to FU-51 REMOVAL, Idle Air Control Solenoid Valve.>



- 3) Disconnect connector from intake manifold pressure sensor.



- 4) Remove intake manifold pressure sensor from throttle body.



### B: INSTALLATION

S105568A11

Install in the reverse order of removal.

#### CAUTION:

Replace gaskets for intake air pressure sensor and idle air control solenoid valve with new ones.

#### Tightening torque:

2.2 N·m (0.22 kgf-m, 1.6 ft-lb)

