

INTAKE AIR TEMPERATURE SENSOR

Fuel Injection (Fuel Systems)

10. Intake Air Temperature Sensor

S105569

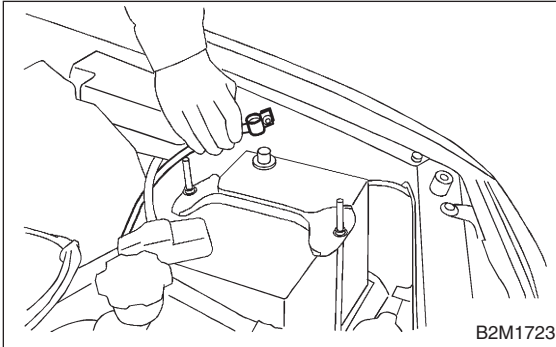
A: REMOVAL

S105569A18

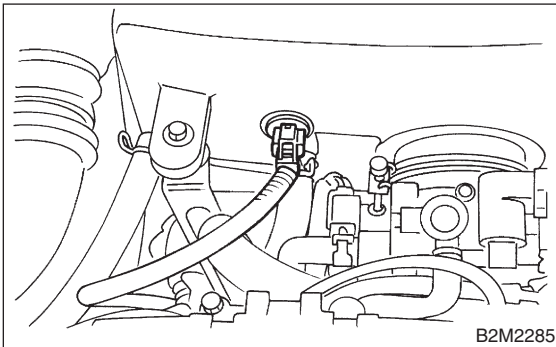
NOTE:

This sensor is installed on 2200 cc models only.


- 1) Disconnect battery ground cable.



- 2) Disconnect connector from intake air temperature sensor.



- 3) Remove intake air temperature sensor from air cleaner case.



B: INSTALLATION

S105569A11

Install in the reverse order of removal.