

## 11. Intake Air Temperature and Pressure Sensor

S105044

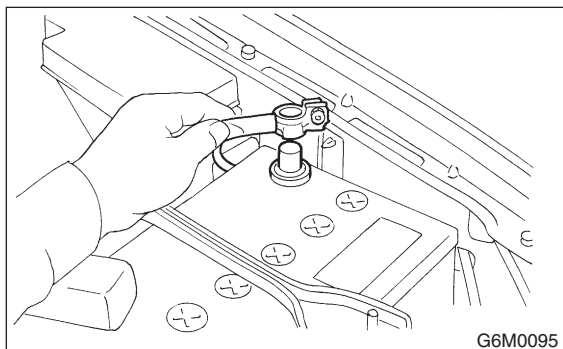
### A: REMOVAL

S105044A18

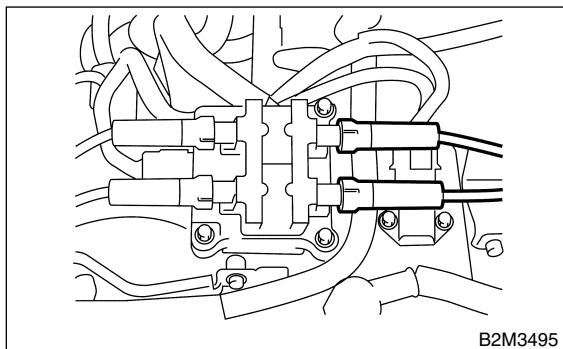
#### NOTE:

This sensor is installed on 2500 cc models only.

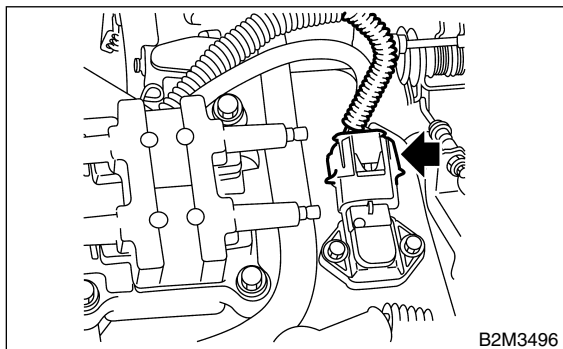
- 1) Disconnect battery ground cable.



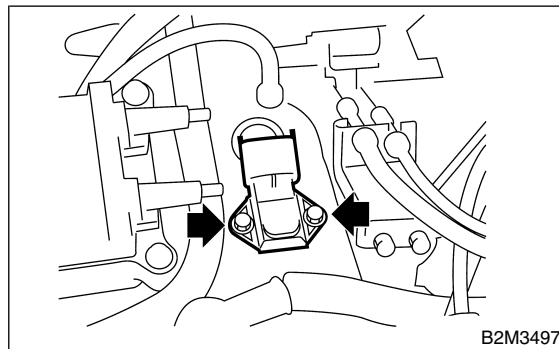
- 2) Disconnect spark plug cord from ignition coil and ignitor assembly.



- 3) Disconnect connector from intake air temperature and pressure sensor.



- 4) Remove intake air temperature and pressure sensor.



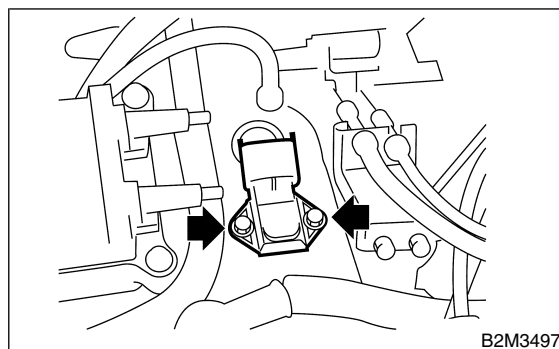
### B: INSTALLATION

S105044A11

Install in the reverse order of removal.

#### Tightening torque:

2.0 N·m (0.2 kgf-m, 1.4 ft-lb)



#### CAUTION:

Replace O-ring with new one.

